



Club Health Assessment for District 403 A1 through May 2025

			Status	Membership							Reports					Finance	LCIF
Club Number	Club Name	Charter Date		Current Member Count	YTD Members Added	YTD Members Dropped	YTD Net Growth	YTD Net Growth%	Member Count 12 Months Ago	Avg. length of service for dropped members	Months Since Last MMR ***	Yrs. Since Last Officer Report	President Rotation	Vice President Reported ****	Months Since Last Activity Report ***	Account Balance	Donations for current Fiscal Year
			Number of times on status quo within last two years	If below 15 members appears				If net loss is greater than 20% appears			If no report in 3 months appears in	When more than one year appears in	Number of repeat terms	Notes the officers that do not have an active	If no report at 12 months red		
Clubs less than two years old																	
179215	Bamako Corniche	10/30/2024	Active	23	23	0	23	100.00%	0		0		None	N	P,M,SC	0	\$200.00
181624	Bamako Djoliba	05/05/2025	Newly Chartered	20	20	0	20	100.00%	0		0			N	M,SC	N/R	
181274	Bamako Dubaleen	03/19/2025	Newly Chartered	34	34	0	34	100.00%	0		2				M,VP,SC	N/R	
179736	Bamako Jigiseme	12/28/2024	Active	23	23	0	23	100.00%	0		1			N	M,SC	0	
157796	Bamako Solidarite	04/02/2024	Active	19	0	4	-4	-17.39%	23	1	5				S,M,VP,SC	1	\$50.00
179166	Conakry Amaek	10/30/2024	Active(1)	25	25	0	25	100.00%	0		7			N	M,SC	5	
156444	Conakry Amazone	10/30/2023	Active	27	0	0	0	0.00%	27		19		2	R	M	1	
179168	Conakry Bate	10/30/2024	Active(1)	21	21	0	21	100.00%	0		7			N	M,SC	N/R	
156166	Conakry Charite	10/09/2023	Active	34	1	1	0	0.00%	34	2	0		2	R		3	\$106.00
156562	Conakry Leppi	12/04/2023	Active(1)	21	0	0	0	0.00%	21		15		2	R		6	
156144	Conakry Saint Georges	09/30/2023	Active(1)	25	0	0	0	0.00%	25		15		2	N	T	6	
175042	Conakry Yaara	08/22/2024	Active	28	28	0	28	100.00%	0		1				M,VP,SC	0	\$5,050.00
180998	Dakar Bokk Jamm	03/13/2025	Newly Chartered	21	21	0	21	100.00%	0		2				M,VP,SC	2	
180282	Labe Oumoul Kirami Bah	01/22/2025	Active	25	25	0	25	100.00%	0		0			N	M	1	
181407	Niamey Koubeyni	04/17/2025	Newly Chartered	20	20	0	20	100.00%	0		1				M,VP,SC	N/R	
171238	Niamey Liptako	06/21/2024	Active(1)	24	0	0	0	0.00%	0		11		2		M,VP,SC	9	
179073	Nouadhibou Etienne	10/18/2024	Active	20	20	0	20	100.00%	0		0			N	M	0	
180196	Tujering Fandema	01/21/2025	Active	35	35	0	35	100.00%	0		4			N	M,SC	N/R	
Clubs more than two years old																	
153424	Bamako Amitié	01/06/2023	Active(2)	16	1	1	0	0.00%	20	2	7			N	M	3	
130034	Bamako Benkan	02/07/2017	Active	25	2	0	2	8.70%	23		0			N	M	1	
Exc Award (06/30/2021)																	



Club Health Assessment for District 403 A1 through May 2025

			Status	Membership							Reports					Finance		LCIF
Club Number	Club Name	Charter Date		Current Member Count	YTD Members Added	YTD Members Dropped	YTD Net Growth	YTD Net Growth%	Member Count 12 Months Ago	Avg. length of service for dropped members	Months Since Last MMR ***	Yrs. Since Last Officer Report	President Rotation	Vice President Reported ****	Months Since Last Activity Report ***	Account Balance	Donations for current Fiscal Year	
			Number of times on status quo within last two years	If below 15 members appears				If net loss is greater than 20% appears			If no report in 3 months appears in	When more than one year appears in	Number of repeat terms	Notes the officers that do not have an active	If no report at 12 months appears in red			
108042	BAMAKO CAURIS	04/14/2010	Active(3)	17	2	0	2	13.33%	20		0			N	1			
138337	Bamako Espoir	06/04/2019	Active	20	0	0	0	0.00%	20		16		4	N	9			
154094	Bamako Etoile	03/30/2023	Active	15	0	7	-7	-31.82%	22	1	0			M,VP,SC	2		\$50.00	
131952	Bamako Excellence	07/03/2017	Active	18	1	0	1	5.88%	17		7			N S	2		\$200.00	
116100	BAMAKO LA RUCHE	03/19/2012	Active	25	1	3	-2	-7.41%	27	12	0			N S,SC	2		\$50.00	
Exc Award (06/30/2017)																		
149248	Bamako Layidu Timè	12/23/2021	Active	18	0	0	0	0.00%	18		11			M,VP,SC	3		\$50.00	
148690	Bamako Medicis	10/27/2021	Active	17	0	9	-9	-34.62%	26	3	1			N M,SC	1			
53031	BAMAKO MELINA	05/01/1992	Active	20	0	4	-4	-16.67%	24	4	1			N	0		\$250.00	
Exc Award (06/30/2021)																		
89620	BAMAKO PHOENIX	11/10/2005	Active(1)	37	0	0	0	0.00%	37		0			N	2		\$650.00	
54938	BAMAKO SIGUI	10/18/1993	Active	32	0	1	-1	-3.03%	33	28	0			N SC	4		\$829.71	
Exc Award (06/30/2017, 06/30/2018)																		
27003	BAMAKO SOKALA	12/16/1957	Active	41	1	1	0	0.00%	41	24	1			R	1		\$2,613.68	
141421	Bamako Soleil	04/15/2020	Active(1)	15	0	5	-5	-25.00%	20	3	2			N	7			
143277	Bamako Taaré Taaré	11/05/2020	Active	20	0	0	0	0.00%	20		9			N	2		\$100.00	
53172	BAMAKO YELEEN	05/27/1992	Active	31	10	6	4	14.81%	27	21	0			N S	0		\$1,100.00	
150144	Bissau Cabas Ku No Djunta	04/07/2022	Active(1)	23	0	0	0	0.00%	23		10		2	M,VP,SC	5	90+ Days		
121394	Conakry Kakilambe	02/20/2014	Active	47	0	0	0	0.00%	47		0			N	0		\$1,508.42	
52469	CONAKRY KAKOULIMA	02/03/1992	Active	40	4	3	1	2.56%	39	11	1			R	1		\$4,850.00	
Exc Award (06/30/2021)																		
46802	CONAKRY KAROKAROUNDE	12/19/1986	Active	19	2	2	0	0.00%	20	4	9			N SC	1		\$4,650.00	
153842	Conakry Kiké	03/22/2023	Active	25	0	0	0	0.00%	25		7			R M	3		\$420.00	
65262	CONAKRY KONKOURE NEW CENTURY	04/15/2002	Active	25	0	0	0	0.00%	25		1			N SC	1		\$1,000.00	
Exc Award (06/30/2024)																		
141802	Conakry Medicis	06/24/2020	Active	31	10	10	0	0.00%	31	4	0			N S	1		\$1,099.06	



Club Health Assessment for District 403 A1 through May 2025

			Status	Membership							Reports					Finance	LCIF
Club Number	Club Name	Charter Date		Current Member Count	YTD Members Added	YTD Members Dropped	YTD Net Growth	YTD Net Growth%	Member Count 12 Months Ago	Avg. length of service for dropped members	Months Since Last MMR ***	Yrs. Since Last Officer Report	President Rotation	Vice President Reported ****	Months Since Last Activity Report ***	Account Balance	Donations for current Fiscal Year
			Number of times on status quo within last two years	If below 15 members appears				If net loss is greater than 20% appears			If no report in 3 months appears in	When more than one year appears in	Number of repeat terms	Notes the officers that do not have an active	If no report at 12 months red		
53835	CONAKRY MONT LOURA	11/19/1992	Active	52	7	7	0	0.00%	52	2	1			N	1		\$14,849.49
	Exc Award (06/30/2021, 06/30/2024)																
122059	Conakry Quinquelib	05/20/2014	Status Quo(1)	11	2	0	2	22.22%	9		6			T,VP,SC	6	90+ Days	\$575.00
119433	Conakry Reveil	06/07/2013	Active	33	2	0	2	6.45%	31		1			N	1		\$100.00
	Exc Award (06/30/2021)																
125750	Conakry SOGUE	09/14/2015	Active(1)	5	0	5	-5	-50.00%	10	8	6		2	R	M,SC	14	
125894	Conakry Taatamy	09/30/2015	Active	14	1	0	1	7.69%	13		6		2	R		2	\$162.00
121585	Conakry Takhounyi	03/14/2014	Active(1)	17	0	0	0	0.00%	17		20			R	SC	10	
127782	Conakry Toumbouy Etoile	06/30/2016	Active	18	0	7	-7	-28.00%	25	5	0			N	SC	1	\$466.43
143337	Conakry Université Mercure	11/05/2020	Active	31	0	0	0	0.00%	31		6			M,VP,SC	6		\$20.00
	Exc Award (06/30/2021)																
149272	Conakry Yigui	12/22/2021	Active(1)	14	2	10	-8	-36.36%	22	3	0		2	R	SC	5	
53949	DAKAR AURORE	12/31/1992	Active	25	2	1	1	4.17%	24	0	0		2	N		1	\$100.00
	Exc Award (06/30/2021)																
140722	Dakar Avenir	03/17/2020	Active	13	1	2	-1	-7.14%	14	4	0			N		2	
27000	DAKAR BAOBAB	02/22/1955	Active	44	4	3	1	2.33%	43	20	0			N		3	\$2,175.57
	Exc Award (06/30/2017, 06/30/2021)																
129780	Dakar Centenaire	01/09/2017	Status Quo(4)	8	0	0	0	0.00%	8		18		2	N	T,VP,SC	8	90+ Days
122747	Dakar Evolution	07/30/2014	Active	11	0	0	0	0.00%	11		0			VP		7	\$35.00
	Exc Award (06/30/2017, 06/30/2024)																
144276	Dakar Excellence	04/28/2021	Status Quo(2)	27	0	0	0	0.00%	27		13		2	N	M,SC	8	90+ Days
29348	DAKAR FLAMBOYANT	05/17/1974	Active	37	1	2	-1	-2.63%	49	8	5			N	T	2	\$4,296.84
	Exc Award (06/30/2017, 06/30/2021)																
39795	DAKAR GAAL GI	04/20/1981	Status Quo(1)	16	0	0	0	0.00%	16		6			R		9	90+ Days
	Exc Award (06/30/2018)																
105683	DAKAR NEBEDAYE	06/30/2009	Active	20	3	1	2	11.11%	18	3	1		2	N		0	
	Exc Award (06/30/2018, 06/30/2024)																
146113	Dakar Phoenix	05/07/2021	Active(1)	16	3	3	0	0.00%	16	2	1			N	SC	0	



Club Health Assessment for District 403 A1 through May 2025

Club Number	Club Name	Charter Date	Status	Membership							Reports					Finance	LCIF
				Current Member Count	YTD Members Added	YTD Members Dropped	YTD Net Growth	YTD Net Growth%	Member Count 12 Months Ago	Avg. length of service for dropped members	Months Since Last MMR ***	Yrs. Since Last Officer Report	President Rotation	Vice President Reported ****	Months Since Last Activity Report ***	Account Balance	Donations for current Fiscal Year
			Number of times on status quo within last two years	If below 15 members appears				If net loss is greater than 20% appears			If no report in 3 months appears in	When more than one year appears in	Number of repeat terms	Notes the officers that do not have appears in an active	If no report at 12 months red		
110687	DAKAR RENAISSANCE	05/26/2011	Active	25	1	2	-1	-3.85%	25	2	1			N	0		\$600.00
	Exc Award (06/30/2023, 06/30/2024)																
123985	Dakar Teranga	01/21/2015	Active	29	2	3	-1	-3.33%	30	7	6			N	1		\$1,030.00
	Exc Award (06/30/2018)																
131248	Dakar Xarit	06/21/2017	Active	21	0	2	-2	-8.70%	23	6	10			N	0		\$1,000.00
	Exc Award (06/30/2021, 06/30/2023)																
101564	DAKAR YEELEN	03/25/2008	Active(3)	10	0	1	-1	-9.09%	11	5	10		5	VP	19	90+ Days	
134772	Dosso Toubal	05/27/2018	Status Quo(3)	17	2	3	-1	-5.56%	18	7	2		2	S,M,VP,SC	4	90+ Days	
134004	Kamsar Bagataye Centenaire	03/08/2018	Status Quo(1)	15	0	0	0	0.00%	15		9		2	M,VP,SC	9	90+ Days	\$550.00
122359	Kindia Mont Gangan	06/26/2014	Active(1)	24	13	16	-3	-11.11%	27	10	0			N	6		\$20.00
144054	Kita Kourou	12/30/2020	Active	22	0	0	0	0.00%	22		6			N	5		
129678	Koutiala Coton	01/19/2017	Active	19	1	2	-1	-5.00%	20	7	5			N	0		\$1,050.00
27017	NIAMEY	04/04/1960	Active(1)	16	0	2	-2	-11.11%	18	21	8		3	R	0		\$50.00
120331	Niamey Espoir	09/27/2013	Status Quo(3)	16	2	0	2	14.29%	14		4			P,M,VP	7	90+ Days	
128060	Niamey Girafe	06/23/2016	Active(1)	11	0	0	0	0.00%	12		11			N	6		
125242	Niamey Haske	06/22/2015	Active(2)	2	0	3	-3	-60.00%	5	14	5			S,M,VP,SC	6		
98804	NIAMEY JITUWA	03/21/2007	Active(1)	7	0	0	0	0.00%	7		13		3	M,VP,SC	24+		
53311	NIAMEY LANTANA	06/05/1992	Active(2)	26	6	0	6	30.00%	20		0		2	N	0		\$50.00
82324	NIAMEY LES RONIERS	05/13/2004	Active(2)	27	3	7	-4	-12.90%	31	5	0		None	P,S,T,VP,SC	4		\$4,150.00
	Exc Award (06/30/2021)																
151265	Niamey Maguina	06/20/2022	Active(3)	17	19	26	-7	-29.17%	24	3	5		2	S,VP	5		
141136	Niamey Medicis	03/17/2020	Active(1)	17	0	8	-8	-32.00%	25	3	0			R	0		\$50.00
117899	NIAMEY ORYX-LEO	09/26/2012	Active(1)	16	0	0	0	0.00%	16		0		2	M,VP,SC	0		\$50.00
104710	NIAMEY PRESTIGE	02/11/2009	Status Quo(2)	13	4	0	4	44.44%	9		5			N	9	90+ Days	\$50.00
115882	NIAMEY PYRAMIDE LEO	01/19/2012	Active(1)	22	2	1	1	4.76%	26	7	0			N	0		\$50.00
119035	NIAMEY SAHARA-LEO	04/04/2013	Active(1)	14	1	0	1	7.69%	13		9			N	0		\$50.00



Club Health Assessment for District 403 A1 through May 2025

			Membership								Reports					Finance		LCIF		
Club Number	Club Name	Charter Date		Current Member Count	YTD Members Added	YTD Members Dropped	YTD Net Growth	YTD Net Growth%	Member Count 12 Months Ago	Avg. length of service for dropped members	Months Since Last MMR ***	Yrs. Since Last Officer Report	President Rotation	Vice President Reported ****	Months Since Last Activity Report ***	Account Balance	Donations for current Fiscal Year			
			Number of times on status quo within last two years	If below 15 members appears						If net loss is greater than 20% appears	If no report in 3 months appears in	When more than one year appears in	Number of repeat terms	Notes the officers that do not have an active	If no report at 12 months appears in red					
122324	Nouadhibou Les Dauphins	06/30/2014	Active	22	3	4	-1	-4.35%	23	5	0			N	0		\$3,266.21			
50494	NOUAKCHOTT CARAVANE	04/20/1990	Active	21	2	1	1	5.00%	21	3	3			N	0		\$1,444.05			
30406	NOUAKCHOTT DOYEN	03/06/1975	Active	30	3	1	2	7.14%	28	8	0			N	0		\$2,562.13			
Exc Award (06/30/2023, 06/30/2024)																				
53246	NOUAKCHOTT ROSE DES SABLES	06/03/1992	Active	22	1	17	-16	-42.11%	28	4	0			VP,SC	0		\$3,400.00			
122360	N'Zérékoré Mont Nimba	06/26/2014	Status Quo(1)	14	0	0	0	0.00%	14		19			N	M,SC	15	90+ Days			
Exc Award (06/30/2021)																				
124807	Segou Sikoro	05/12/2015	Active(1)	25	1	0	1	4.17%	24		0			T,M,VP,SC	0					
60538	SIKASSO DEME	03/17/1998	Active(1)	19	1	1	0	0.00%	19	0	1			N	M	3	\$200.00			
41121	THIES	03/31/1982	Active(1)	22	5	1	4	22.22%	18	4	9			S,M,VP	1					
Exc Award (06/30/2018)																				
Current Total Clubs Count	YTD New Clubs Count	YTD Cancelled Clubs Count	YTD Net Club Gain	Current Total Members Count	YTD Add	YTD Drop	YTD Net Growth	YTD Net Growth %	Member Count 12 Months Ago	Average Member Count Per Club	% of Clubs with less than 20 members	% No MMR in 3 Months	% No Officer Report in 12 Months	% of Clubs with balance 90+ days	Number of Clubs in Status Quo	% Status Quo Clubs in Financial Suspension	Number of Cancelled Clubs	Average Cancelled Club Age	Members Lost Due to Cancellation	% of Clubs Cancelled for Non-Financial Reasons
90	12	0	12	1,995	430	199	231	13.10%	1,757	22	40%	47%	0%	12%	9	100%	0	0	0	0%

* - P - Priority Club. Cancellation Reasons: 1-Objectives/conduct, 2-Non-active club, 5-Non-existing club, 6-Disbanding, 7-Merger, 8-Financial Suspension, 9-District/Multiple District Dues.

** - Abbreviation: P-President, S-Secretary, T-Treasurer, M-Member Chairperson, VP-First Vice President, MC-Communications Chairperson, SC-Service Chairperson

*** - Abbreviation: N/R - Never reported using the Lions Clubs website, N/A - Not applicable, No password registered for the Lions Clubs website.

**** - Abbreviation: N - New, IP - Immediate Past, R - Repeat.



Club Health Assessment for District 403 A2 through May 2025

			Status	Membership							Reports					Finance		LCIF
Club Number	Club Name	Charter Date		Current Member Count	YTD Members Added	YTD Members Dropped	YTD Net Growth	YTD Net Growth%	Member Count 12 Months Ago	Avg. length of service for dropped members	Months Since Last MMR ***	Yrs. Since Last Officer Report	President Rotation	Vice President Reported ****	Months Since Last Activity Report ***	Account Balance	Donations for current Fiscal Year	
			Number of times on status quo within last two years	If below 15 members appears				If net loss is greater than 20% appears			If no report in 3 months appears in	When more than one year appears in	Number of repeat terms	Notes the officers that do not have an active	If no report at 12 months red			
Clubs less than two years old																		
155510	Abidjan Akoben	08/17/2023	Active	53	19	4	15	39.47%	38	1	0			N	0	90+ Days	\$41,598.57	
	Exc Award (06/30/2024)																	
172169	Abidjan Banco	06/22/2024	Active	21	1	0	1	5.00%	0		3			IP	5		\$145.00	
156765	Abidjan Baobab	06/18/2024	Active	19	3	5	-2	-9.52%	0	0	4		2	R	5		\$290.00	
154607	Abidjan Constellation	06/14/2023	Active(1)	15	1	8	-7	-31.82%	22	2	4			N	4		\$180.00	
155481	Abidjan Diaspora	12/29/2023	Active	25	2	1	1	4.17%	24	1	7		2	R	0		\$170.00	
156108	Abidjan Emeraude	10/25/2023	Active(1)	21	0	0	0	0.00%	21		0			N	5		\$1,120.00	
155482	Abidjan Energie	12/19/2023	Active(1)	21	1	0	1	5.00%	20		7		2	N	5		\$120.00	
180963	Abidjan Feretani	04/28/2025	Newly Chartered	20	20	0	20	100.00%	0		1			N	0			
154774	Abidjan Symbiose	06/20/2023	Active	23	3	3	0	0.00%	23	1	0			N	2		\$1,717.00	
157873	Abidjan Synergie	06/19/2024	Active	21	0	0	0	0.00%	0		0		2	R	5	\$70.00		
154648	Abidjan Toucan	06/07/2023	Active	25	4	1	3	13.64%	21	4	0			N	2	\$1,600.00		
	Exc Award (06/30/2024)																	
155483	Abidjan Uipa	08/31/2023	Active	31	6	4	2	6.90%	29	2	0				0	\$120.00		
155484	Abidjan Yopougou Excellence	08/30/2023	Active(1)	24	0	0	0	0.00%	24		0		2	N	0	\$120.00		
180270	Adzope Tchoya	03/07/2025	Newly Chartered	20	20	0	20	100.00%	0		2				N/A			
155582	Beoumi Hua	10/11/2023	Active(1)	22	0	0	0	0.00%	22		0		2	N	0	\$70.00		
155486	Bondoukou Royaume	10/12/2023	Active	31	7	1	6	24.00%	23	1	1				2	\$130.00		
154801	Duekoue Loekpe	06/16/2023	Active(3)	16	1	10	-9	-36.00%	25	1	8			N	4	\$70.00		
180657	Freetown Sierra	03/21/2025	Newly Chartered	20	20	0	20	100.00%	0		2				N/R			
181249	Grand Lahou La Cotiere	05/06/2025	Newly Chartered	20	20	0	20	100.00%	0		0			N	N/R			
181569	Kpalime Verdure	05/14/2025	Newly Chartered	21	21	0	21	100.00%	0		0			N	N/R			



Club Health Assessment for District 403 A2 through May 2025

			Status	Membership							Reports					Finance		LCIF
Club Number	Club Name	Charter Date		Current Member Count	YTD Members Added	YTD Members Dropped	YTD Net Growth	YTD Net Growth%	Member Count 12 Months Ago	Avg. length of service for dropped members	Months Since Last MMR ***	Yrs. Since Last Officer Report	President Rotation	Vice President Reported ****	Months Since Last Activity Report ***	Account Balance	Donations for current Fiscal Year	
			Number of times on status quo within last two years	If below 15 members appears					If net loss is greater than 20% appears			If no report in 3 months appears in	When more than one year appears in	Number of repeat terms	Notes the officers that do not have an active	If no report at 12 months appears in red		
157305	Lome ISDI Platine	03/27/2024	Active	21	4	5	-1	-4.55%	22	1	2				VP,SC	0		
157304	Lome ISDI Rubis	04/03/2024	Active	22	5	5	0	0.00%	22	1	3				VP,SC	3		
154697	Lome Noblesse	06/15/2023	Status Quo(2)	12	0	0	0	0.00%	12		8		3	R	M	4	90+ Days	\$50.00
154665	Man Aloa	06/14/2023	Active	21	1	1	0	0.00%	21	2	4			N	M,SC	5	90+ Days	\$70.00
181136	Monrovia Epiphany	05/05/2025	Newly Chartered	21	21	0	21	100.00%	0		0			N		N/A		
180795	Monrovia Medical and Professional	05/08/2025	Newly Chartered	20	20	0	20	100.00%	0		0				T,VP,SC	N/A		
179982	Paynesville The Palm	01/21/2025	Active	23	23	0	23	100.00%	0		2			N		0		
172340	Tiassale Bandama	06/21/2024	Active	20	4	4	0	0.00%	0	1	5		2	R		2		\$80.00
Clubs more than two years old																		
101972	ABENGOUROU INDENIE Exc Award (06/30/2022)	05/02/2008	Active(1)	19	2	2	0	0.00%	19	13	8			N		2		\$270.00
107476	ABIDJAN ACAJOU Exc Award (06/30/2022)	02/16/2010	Active	10	1	1	0	0.00%	10	2	4		3	R	M,SC	2		\$70.00
111494	ABIDJAN AKPARO Exc Award (06/30/2021, 06/30/2022)	06/27/2011	Active(2)	25	0	0	0	0.00%	24		7			N	S	10	90+ Days	\$70.00
45758	ABIDJAN AKWABA Exc Award (06/30/2023)	01/31/1986	Active	35	3	0	3	9.38%	32		1				S,M,VP,SC	1		\$2,085.00
148482	Abidjan Anthurium	10/22/2021	Status Quo(3)	19	3	2	1	5.56%	18	3	3			N	SC	1	90+ Days	\$160.00
117190	ABIDJAN ARABUSTA	06/18/2012	Status Quo(3)	10	1	2	-1	-9.09%	11	3	1				VP,SC	5	90+ Days	\$70.00
48409	ABIDJAN ARC EN CIEL Exc Award (06/30/2018, 06/30/2021, 06/30/2022)	04/06/1988	Active	29	6	6	0	0.00%	29	5	1			N	M,SC	2		\$1,235.00
150839	Abidjan Artistes	05/25/2022	Active	23	2	2	0	0.00%	23	2	5			N	S,T,M,SC	7		\$70.00
149159	Abidjan Athena	03/09/2022	Cancelled(8*)	0	0	24	-24	-100.00%	24	3	5		None		P,S,T,M,VP SC	13	90+ Days	
43443	ABIDJAN CALAO Exc Award (06/30/2018, 06/30/2021, 06/30/2022)	01/26/1984	Active	48	0	0	0	0.00%	48		1			N		1		\$10,246.29
148952	Abidjan Cocody Univers	03/10/2022	Active(2)	13	14	30	-16	-55.17%	29	2	4		2	R	SC	1	90+ Days	\$70.00



Club Health Assessment for District 403 A2 through May 2025

			Status	Membership							Reports					Finance		LCIF
Club Number	Club Name	Charter Date		Current Member Count	YTD Members Added	YTD Members Dropped	YTD Net Growth	YTD Net Growth%	Member Count 12 Months Ago	Avg. length of service for dropped members	Months Since Last MMR ***	Yrs. Since Last Officer Report	President Rotation	Vice President Reported ****	Months Since Last Activity Report ***	Account Balance	Donations for current Fiscal Year	
			Number of times on status quo within last two years	If below 15 members appears					If net loss is greater than 20% appears			If no report in 3 months appears in	When more than one year appears in	Number of repeat terms	Notes the officers that do not have an active	If no report at 12 months appears in red		
Exc Award (06/30/2023)																		
120292	Abidjan Colombe	09/09/2013	Active	12	0	0	0	0.00%	14		11			VP	2		\$70.00	
Exc Award (06/30/2018, 06/30/2021, 06/30/2023)																		
146046	Abidjan Concorde	05/07/2021	Status Quo(2)	16	0	0	0	0.00%	16		13		2	M,VP,SC	10	90+ Days	\$70.00	
60362	ABIDJAN EBORIS	02/09/1998	Active	17	0	0	0	0.00%	19		7			IP SC	9		\$70.00	
Exc Award (06/30/2023)																		
150363	Abidjan Elite	05/06/2022	Cancelled(8*)	0	0	10	-10	-100.00%	10	3	5	1	None	P,S,T,M,VP SC	17	90+ Days		
148609	Abidjan Eloquence	12/30/2021	Active	13	0	6	-6	-31.58%	22	3	0		None	P,S,T,M,VP SC	2		\$370.00	
Exc Award (06/30/2023)																		
82656	ABIDJAN ETIMOIE	12/21/2004	Active(1)	23	1	4	-3	-11.54%	26	12	0			R	6		\$70.00	
Exc Award (06/30/2023)																		
136923	Abidjan Etoiles	12/07/2018	Active(2)	18	1	6	-5	-21.74%	23	4	5			N	3		\$160.00	
Exc Award (06/30/2022, 06/30/2023)																		
42629	ABIDJAN FILAO	04/13/1983	Active	46	0	0	0	0.00%	46		8			R	1		\$5,370.00	
Exc Award (06/30/2021, 06/30/2022, 06/30/2023)																		
144083	Abidjan Flamboyant	12/22/2020	Active	15	0	2	-2	-11.76%	17	4	8			R	5	90+ Days	\$170.00	
Exc Award (06/30/2021, 06/30/2023)																		
143191	Abidjan Frene	10/27/2020	Active	23	0	0	0	0.00%	23		0			N	2		\$1,080.00	
Exc Award (06/30/2021, 06/30/2023)																		
147756	Abidjan Galaxy	09/13/2021	Active	18	1	0	1	5.88%	17		8			N	3		\$120.00	
57069	ABIDJAN HARMONIE	06/13/1995	Active	21	2	1	1	5.00%	42	0	2		2	R	0		\$170.00	
Exc Award (06/30/2021, 06/30/2023, 06/30/2023)																		
148460	Abidjan Hirondelles	12/22/2021	Cancelled(8*)	0	0	11	-11	-100.00%	11	3	16		None	P,S,T,M,VP SC	19	90+ Days		
147349	Abidjan Iceberg	07/15/2021	Active(2)	5	0	5	-5	-50.00%	10	4	1			VP	6		\$50.00	
Exc Award (06/30/2022)																		
153003	Abidjan Imperial	01/06/2023	Cancelled(8*)	0	0	25	-25	-100.00%	25	2	5		None	P,S,T,M,VP SC	19	90+ Days		
Exc Award (06/30/2023)																		
143995	Abidjan Iroko	12/14/2020	Status Quo(2)	19	0	0	0	0.00%	19		4		4	N SC	4	90+ Days	\$70.00	
Exc Award (06/30/2021, 06/30/2022)																		




Club Health Assessment for District 403 A2 through May 2025

			Status	Membership							Reports					Finance	LCIF
Club Number	Club Name	Charter Date		Current Member Count	YTD Members Added	YTD Members Dropped	YTD Net Growth	YTD Net Growth%	Member Count 12 Months Ago	Avg. length of service for dropped members	Months Since Last MMR ***	Yrs. Since Last Officer Report	President Rotation	Vice President Reported ****	Months Since Last Activity Report ***	Account Balance	Donations for current Fiscal Year
			Number of times on status quo within last two years	If below 15 members appears				If net loss is greater than 20% appears			If no report in 3 months appears in	When more than one year appears in	Number of repeat terms	Notes the officers that do not have an active	If no report at 12 months appears in red		
147833	Abidjan La Fraternelle	08/17/2021	Status Quo(1)	11	0	0	0	0.00%	14		10			N	11	90+ Days	\$70.00
149842	Abidjan Leaders	03/03/2022	Active(1)	10	0	0	0	0.00%	10		7		R	M,SC	7		\$70.00
140281	Abidjan LYS	12/23/2019	Active	16	1	1	0	0.00%	16	5	5			N	8		\$170.00
34576	ABIDJAN OCEAN	10/07/1977	Active(1)	28	1	0	1	3.70%	27		1			M,VP,SC	2		\$220.00
Exc Award (06/30/2019, 06/30/2022, 06/30/20																	
143722	Abidjan Olympe	12/04/2020	Active	25	0	3	-3	-10.71%	28	3	0			N	1		\$170.00
Exc Award (06/30/2021, 06/30/2023)																	
141735	Abidjan Pacem	06/23/2020	Active	30	5	0	5	20.00%	26		0			N	1		\$1,210.00
Exc Award (06/30/2023)																	
148745	Abidjan Palmeraie	03/07/2022	Active	11	6	1	5	83.33%	6	3	0			N	M	3	\$1,370.00
109567	ABIDJAN PERLE	11/15/2010	Active	23	1	0	1	4.55%	22		0		2	M,VP,SC	5		\$360.00
Exc Award (06/30/2021)																	
51935	ABIDJAN PHILIA	07/25/1991	Active	29	5	4	1	3.57%	28	4	4			VP	2		\$20,828.51
Exc Award (06/30/2020, 06/30/2022)																	
116292	ABIDJAN PHOENIX	04/04/2012	Active	28	4	2	2	7.69%	26	11	3			N	1		\$5,095.00
Exc Award (06/30/2022, 06/30/2023)																	
119074	ABIDJAN PRESTIGE	04/03/2013	Active	26	0	2	-2	-7.14%	28	6	1			VP	4		\$445.00
Exc Award (06/30/2021, 06/30/2023)																	
105465	ABIDJAN PYRAMIDE	06/16/2009	Active	47	0	0	0	0.00%	47		0			N	0		\$5,396.00
Exc Award (06/30/2020, 06/30/2021, 06/30/20																	
147348	Abidjan Rocher	07/15/2021	Active(3)	8	0	0	0	0.00%	8		18			S,T,M,VP,SC	1		\$80.00
Exc Award (06/30/2022)																	
147680	Abidjan Sankofa	08/12/2021	Active	17	1	0	1	6.25%	16		4			N	4		\$220.00
Exc Award (06/30/2022)																	
150232	Abidjan Saving African	06/19/2022	Active(2)	14	1	0	1	7.69%	13		10			N	M	8	\$70.00
50001	ABIDJAN STRELITZIA	11/28/1989	Active	31	0	0	0	0.00%	32		1			M,VP,SC	4		\$3,944.84
Exc Award (06/30/2018, 06/30/2019, 06/30/20																	
26997	ABIDJAN-LAGUNE L C	12/20/1954	Active	19	0	3	-3	-13.64%	24	8	4			M,VP,SC	2		\$640.00



Club Health Assessment for District 403 A2 through May 2025

			Status	Membership						Reports					Finance		LCIF	
Club Number	Club Name	Charter Date		Current Member Count	YTD Members Added	YTD Members Dropped	YTD Net Growth	YTD Net Growth%	Member Count 12 Months Ago	Avg. length of service for dropped members	Months Since Last MMR ***	Yrs. Since Last Officer Report	President Rotation	Vice President Reported ****	Months Since Last Activity Report ***	Account Balance	Donations for current Fiscal Year	
			Number of times on status quo within last two years	If below 15 members appears					If net loss is greater than 20% appears			If no report in 3 months appears in	When more than one year appears in	Number of repeat terms	Notes the officers that do not have an active	If no report at 12 months appears in red		
Exc Award (06/30/2022, 06/30/2023)																		
140721	Aboisso Sanwi	01/29/2020	Active(1)	20	0	0	0	0.00%	20		13			N	5		\$120.00	
Exc Award (06/30/2021, 06/30/2023)																		
150346	Agboville Agnéby Tiassa	06/19/2022	Status Quo(4)	20	0	0	0	0.00%	20		18		2	R	M	13	90+ Days	\$70.00
150261	Agnibilékrou	05/05/2022	Cancelled(8*)	0	0	13	-13	-100.00%	13	2	5		None		P,S,T,M,VP SC	N/A	90+ Days	
144280	Atakpame Eveil	12/28/2020	Active(2)	15	0	0	0	0.00%	15		8				M,VP,SC	0		\$150.00
Exc Award (06/30/2023)																		
141302	Bouake Germinal	04/28/2020	Active	24	1	1	0	0.00%	23	2	5			N		4		\$645.00
Exc Award (06/30/2023)																		
148275	Buchanan	09/14/2021	Active(1)	19	9	11	-2	-9.52%	21	2	7		2	N	M,SC	16		
106110	CAPE MESURADO	07/16/2009	Active	45	4	0	4	9.76%	44		0			N	T,SC	0		\$3,150.00
Exc Award (06/30/2021)																		
137663	Congo Town	03/11/2019	Active	27	0	0	0	0.00%	27		10			N	M,SC	2		
39838	DALOA OUEST	04/30/1981	Active	17	0	1	-1	-5.56%	18	6	4				M,VP,SC	2		\$50.00
Exc Award (06/30/2021)																		
148562	Dimbokro Nzi	10/18/2021	Status Quo(2)	14	0	0	0	0.00%	14		4		4	R	M,VP,SC	10	90+ Days	\$80.00
Exc Award (06/30/2022)																		
119843	Divo Djiboua	06/28/2013	Active	16	0	0	0	0.00%	16		1		2	N	M	1		\$2,070.00
124903	Ferke Emergence	05/28/2015	Status Quo(3)	14	0	0	0	0.00%	14		20				M,VP,SC	21	90+ Days	\$70.00
26999	GAGNOA	06/26/1973	Active	16	2	0	2	14.29%	19		4		2	N		0		\$1,070.00
Exc Award (06/30/2021, 06/30/2022)																		
147732	Grand Bassam Winners	08/17/2021	Active	17	1	0	1	6.25%	16		3			R		2		\$1,070.00
67147	GREATER MONROVIA	01/31/2003	Active	55	5	0	5	10.00%	50		0			N	SC	3		\$300.00
Exc Award (06/30/2022)																		
151251	Kani Fraternite Ismael	06/14/2022	Cancelled(8*)	0	0	20	-20	-100.00%	20	3	5		None		P,S,T,M,VP SC	13	90+ Days	
124897	Korhogo Karite	05/28/2015	Active(1)	20	0	0	0	0.00%	20		5			N	SC	8		\$470.00
Exc Award (06/30/2022)																		
26996	LOME	12/18/1957	Active	19	0	0	0	0.00%	24		2		2	N		7		



Club Health Assessment for District 403 A2 through May 2025

			Status	Membership							Reports					Finance		LCIF
Club Number	Club Name	Charter Date		Current Member Count	YTD Members Added	YTD Members Dropped	YTD Net Growth	YTD Net Growth%	Member Count 12 Months Ago	Avg. length of service for dropped members	Months Since Last MMR ***	Yrs. Since Last Officer Report	President Rotation	Vice President Reported ****	Months Since Last Activity Report ***	Account Balance	Donations for current Fiscal Year	
			Number of times on status quo within last two years	If below 15 members appears				If net loss is greater than 20% appears			If no report in 3 months appears in	When more than one year appears in	Number of repeat terms	Notes the officers that do not have an active	If no report at 12 months appears in red			
Exc Award (06/30/2018, 06/30/2020)																		
144219	Lome Ahoefa	12/27/2020	Active(2)	13	0	6	-6	-31.58%	19	3	0			N	6			
Exc Award (06/30/2021)																		
105298	LOME ALAFIA	04/22/2009	Active	22	5	3	2	10.00%	25	8	0			N	SC	1		
49723	LOME AVE	06/22/1989	Active	26	0	3	-3	-10.34%	29	7	1				M,VP,SC	0		
127182	Lome Azur	04/13/2016	Active(1)	14	0	5	-5	-26.32%	19	7	5			N		0		
Exc Award (06/30/2021)																		
107245	LOME CASCADE	01/11/2010	Active	19	6	13	-7	-26.92%	26	10	0			N	SC	2	\$50.00	
Exc Award (06/30/2018, 06/30/2020, 06/30/2021)																		
47939	LOME COLOMBE	12/07/1987	Active	37	0	1	-1	-2.63%	38	37	7				VP,SC	6	\$4,000.00	
Exc Award (06/30/2018, 06/30/2020)																		
138598	Lomé Corail	06/16/2019	Active(2)	7	0	4	-4	-36.36%	16	6	0			R	M,SC	2	\$200.00	
84399	LOME DIAMANT	11/09/2004	Active	20	5	2	3	17.65%	17	2	1				VP	0	\$70.00	
Exc Award (06/30/2023)																		
148774	Lome Élités	12/02/2021	Status Quo(2)	13	1	1	0	0.00%	26	2	6			N		2	90+ Days	
Exc Award (06/30/2023)																		
110316	LOME ESPOIR	02/08/2011	Active	7	0	0	0	0.00%	7		14		2		VP	2		
Exc Award (06/30/2018)																		
137162	Lomé Eucalyptus	01/08/2019	Active	22	2	0	2	10.00%	20		0			N		0	\$50.00	
Exc Award (06/30/2020, 06/30/2021, 06/30/2022)																		
149036	Lome Excellence	12/14/2021	Status Quo(3)	16	0	0	0	0.00%	16		5				VP	3	90+ Days	
122300	Lome Firmament	06/03/2014	Active	10	0	0	0	0.00%	10		12			N		1	\$50.00	
Exc Award (06/30/2020, 06/30/2022)																		
62561	LOME HORIZON	12/10/1999	Active	8	0	3	-3	-27.27%	11	4	5			N		9		
141477	Lome Impact	05/04/2020	Status Quo(4)	13	0	7	-7	-35.00%	20	4	7				VP	7	90+ Days	
98959	LOME KEKELI	05/25/2007	Active	24	4	2	2	9.09%	22	5	0			N		1	\$5,000.00	
Exc Award (06/30/2018, 06/30/2021, 06/30/2022)																		
149993	Lomé la Perle	03/09/2022	Cancelled(8*)	0	0	11	-11	-100.00%	11	3	5		None		P,S,T,M,VP SC	21	90+ Days	



Club Health Assessment for District 403 A2 through May 2025

			Status	Membership							Reports					Finance		LCIF
Club Number	Club Name	Charter Date		Current Member Count	YTD Members Added	YTD Members Dropped	YTD Net Growth	YTD Net Growth%	Member Count 12 Months Ago	Avg. length of service for dropped members	Months Since Last MMR ***	Yrs. Since Last Officer Report	President Rotation	Vice President Reported ****	Months Since Last Activity Report ***	Account Balance	Donations for current Fiscal Year	
			Number of times on status quo within last two years	If below 15 members appears				If net loss is greater than 20% appears			If no report in 3 months appears in	When more than one year appears in	Number of repeat terms	Notes the officers that do not have an active	If no report at 12 months appears in red			
39837	LOME MARINA	04/16/1981	Active	26	0	0	0	0.00%	26		7			VP	8		\$400.00	
Exc Award (06/30/2021, 06/30/2023)																		
150336	Lomé Maritime	06/14/2022	Status Quo(3)	15	0	10	-10	-40.00%	25	2	10			VP	4	90+ Days		
Exc Award (06/30/2023)																		
104479	LOME NOVISSI	01/20/2009	Active	16	2	0	2	14.29%	14		3		N	SC	0			
Exc Award (06/30/2022, 06/30/2023)																		
147978	Lome Oasis	08/23/2021	Active	14	0	0	0	0.00%	18		4		N		0			
Exc Award (06/30/2022, 06/30/2023)																		
143192	Lome Royal	11/04/2020	Active	10	0	3	-3	-23.08%	12	3	0		N	SC	0			
Exc Award (06/30/2023)																		
125734	Lomé Saphir	09/03/2015	Active	20	3	4	-1	-4.76%	25	9	1		R		1		\$790.00	
Exc Award (06/30/2018, 06/30/2019, 06/30/2020)																		
137251	Lomé Sika	02/06/2019	Active	14	2	0	2	16.67%	13		0		N		1		\$25.00	
Exc Award (06/30/2023)																		
153396	Lome Situ	01/09/2023	Active(4)	5	0	6	-6	-54.55%	11	2	4			M,VP,SC	2			
54739	LOME SOLEIL	07/12/1993	Active	27	1	1	0	0.00%	27	5	1		2	N	0			
Exc Award (06/30/2018, 06/30/2020, 06/30/2021)																		
153480	Lomé Vision	01/30/2023	Active	12	0	9	-9	-42.86%	21	2	0		N		0	90+ Days		
141304	Lome Zenith	04/27/2020	Status Quo(1)	6	1	9	-8	-57.14%	10	2	0			M,VP,SC	1	90+ Days		
Exc Award (06/30/2023, 06/30/2024)																		
150553	Monrovia Cedar Atlantic	05/02/2022	Active(1)	22	2	1	1	4.76%	21	2	10		N		2			
119057	MONROVIA DUCOR	03/28/2013	Active	58	14	5	9	18.37%	49	4	0		N	T,VP	1		\$2,000.00	
Exc Award (06/30/2022)																		
146136	Monrovia Providence	05/20/2021	Active	35	14	8	6	20.69%	29	3	0		N	M,SC	2			
137597	Monrovia Sinkor	03/10/2019	Active	51	15	4	11	27.50%	40	4	0		N		1		\$1,100.00	
152986	Paynesville Boulevard	03/02/2023	Active(1)	37	16	6	10	37.04%	27	2	4		N		1			
141599	Paynesville Kendeja	06/20/2020	Active(2)	16	3	9	-6	-27.27%	22	3	1		N	S,SC	3		\$100.00	
153852	Paynesville Orient	03/16/2023	Active	48	11	4	7	17.07%	41	3	0		N		0		\$2,330.00	



Club Health Assessment for District 403 A2 through May 2025

			Status	Membership							Reports					Finance		LCIF
Club Number	Club Name	Charter Date		Current Member Count	YTD Members Added	YTD Members Dropped	YTD Net Growth	YTD Net Growth%	Member Count 12 Months Ago	Avg. length of service for dropped members	Months Since Last MMR ***	Yrs. Since Last Officer Report	President Rotation	Vice President Reported ****	Months Since Last Activity Report ***	Account Balance	Donations for current Fiscal Year	
			Number of times on status quo within last two years	If below 15 members appears				If net loss is greater than 20% appears			If no report in 3 months appears in	When more than one year appears in	Number of repeat terms	Notes the officers that do not have an active	If no report at 12 months appears in red			
39007	SAN PEDRO SUD OUEST	10/24/1980	Active	35	1	19	-18	-33.96%	53	6	1			M,VP,SC	4		\$324.00	
	Exc Award (06/30/2020, 06/30/2021, 06/30/2022)																	
61534	SOKODE FAZAO	02/16/1999	Status Quo(1)	16	0	0	0	0.00%	16		8			P,VP,SC	0	90+ Days	\$150.00	
127495	SOUBRE LA NAWA	06/07/2016	Active	22	1	1	0	0.00%	22	1	1			N	M,SC	2	\$1,092.00	
	Exc Award (06/30/2018, 06/30/2021, 06/30/2022)																	
127780	Tiebissou Tchewy	06/17/2016	Active	22	1	0	1	4.76%	21		3			N	M,SC	2	\$205.00	
	Exc Award (06/30/2022)																	
127494	YAMOOUSSOUKRO	06/28/2016	Active(1)	13	2	0	2	18.18%	11		0		2	N	M,SC	3	\$145.00	
	Exc Award (06/30/2022)																	

Clubs Cancelled Previous Fiscal Year – Clubs Cancelled within last 12 months may be reinstated

Club Number	Club Name	Charter Date	Current Status*	Cancellation Date
129737	Lome Mosaique	01/06/2017	Cancelled(8*)	12/29/2023

Current Total Clubs Count	YTD New Clubs Count	YTD Cancelled Clubs Count	YTD Net Club Gain	Current Total Members Count	YTD Add	YTD Drop	YTD Net Growth	YTD Net Growth %	Member Count 12 Months Ago	Average Member Count Per Club	% of Clubs with less than 20 members	% No MMR in 3 Months	% No Officer Report in 12 Months	% of Clubs with balance 90+ days	Number of Clubs in Status Quo	% Status Quo Clubs in Financial Suspension	Number of Cancelled Clubs	Average Cancelled Club Age	Members Lost Due to Cancellation	% of Clubs Cancelled for Non-Financial Reasons
123	8	7	1	2,648	423	413	10	0.38%	2,627	22	46%	50%	0%	17%	15	100%	7	4	114	-14%

* - P - Priority Club. Cancellation Reasons: 1-Objectives/conduct, 2-Non-active club, 5-Non-existing club, 6-Disbanding, 7-Merger, 8-Financial Suspension, 9-District/Multiple District Dues.

** - Abbreviation: P-President, S-Secretary, T-Treasurer, M-Member Chairperson, VP-First Vice President, MC-Communications Chairperson, SC-Service Chairperson

*** - Abbreviation: N/R - Never reported using the Lions Clubs website, N/A - Not applicable, No password registered for the Lions Clubs website.

**** - Abbreviation: N - New, IP - Immediate Past, R - Repeat.



Club Health Assessment for District 403 A3 through May 2025

			Status	Membership							Reports					Finance	LCIF
Club Number	Club Name	Charter Date		Current Member Count	YTD Members Added	YTD Members Dropped	YTD Net Growth	YTD Net Growth%	Member Count 12 Months Ago	Avg. length of service for dropped members	Months Since Last MMR ***	Yrs. Since Last Officer Report	President Rotation	Vice President Reported ****	Months Since Last Activity Report ***	Account Balance	Donations for current Fiscal Year
			Number of times on status quo within last two years	If below 15 members appears					If net loss is greater than 20% appears			If no report in 3 months appears in	When more than one year appears in	Number of repeat terms	Notes the officers that do not have appears in an active red		
Clubs less than two years old																	
158015	Bobo Dioulasso Dya	06/21/2024	Active(1)	20	0	0	0	0.00%	0		11		None	P,S,T,M,VP SC	4		
178830	Fada Ngourma Orient	09/27/2024	Active(1)	20	20	0	20	100.00%	0		8			N VP,SC	8		
180647	Koubri Citrine	01/30/2025	Active	27	27	0	27	100.00%	0		1			M,VP,SC	2		
176569	Koudougou Les Cavaliers	09/17/2024	Active	20	20	0	20	100.00%	0		5			N	2		
154746	Ouagadougou Diamant	06/20/2023	Status Quo(3)	25	2	0	2	8.70%	23		5			N	0	90+ Days	
157835	Ouagadougou Hermes	05/16/2024	Active	20	0	0	0	0.00%	20		14		2	M,VP,SC	2	90+ Days	
154745	Ouagadougou Jade	06/15/2023	Active	20	7	14	-7	-25.93%	27	1	1			N S,M,SC	2	90+ Days	
180099	Ouagadougou Metba	12/20/2024	Active	20	20	0	20	100.00%	0		3			N M,SC	1	90+ Days	
157336	Ouagadougou Pyramides	03/04/2024	Active	22	0	0	0	0.00%	22		0			N	7		
156739	Ouagadougou Résilience	12/26/2023	Active(2)	24	3	8	-5	-17.24%	29	1	1		2	M,VP,SC	2	90+ Days	\$1,000.00
157555	Ouagadougou Serenite	03/11/2024	Status Quo(2)	21	0	0	0	0.00%	21		15		None	P,S,T,M,VP SC	9	90+ Days	
178827	Ouagadougou Universalis	09/27/2024	Active	20	20	0	20	100.00%	0		8			N M,SC	0	90+ Days	
Clubs more than two years old																	
107707	BANFORA FALAISES	03/03/2010	Status Quo(3)	16	0	0	0	0.00%	16		18			N VP,SC	7	90+ Days	
121512	Bobo Constellation	03/24/2014	Active(2)	14	1	4	-3	-17.65%	17	7	2			M,VP,SC	2		
27004	BOBO DIOULASSO	04/23/1958	Active	35	3	0	3	9.38%	37		2			N SC	2		\$3,050.00
Exc Award (06/30/2020, 06/30/2023)																	
104289	BOBO DIOULASSO AMISTAD	01/08/2009	Active	30	4	4	0	0.00%	29	2	2			N	1		\$1,000.00
Exc Award (06/30/2024)																	
154074	Bobo Dioulasso Leader	05/09/2023	Active(2)	19	1	5	-4	-17.39%	23	2	1			T,M,VP,SC	1	90+ Days	\$1,000.00
141228	Bobo Dioulasso Orchidée	03/27/2020	Active	14	1	3	-2	-12.50%	15	5	2			N	0		
Exc Award (06/30/2024)																	
150078	Bobo Dioulasso Vision	03/08/2022	Active(1)	20	0	0	0	0.00%	20		1			N SC	0		\$2,000.00
123991	Bobo Kibidoué	01/21/2015	Active(4)	13	0	0	0	0.00%	13		17			P,M,VP,SC	9		
59062	BOBO NYOMA	01/31/1997	Active	30	4	2	2	7.14%	28	10	2			N	0		\$1,000.00



Club Health Assessment for District 403 A3 through May 2025

			Status	Membership							Reports					Finance		LCIF
Club Number	Club Name	Charter Date		Current Member Count	YTD Members Added	YTD Members Dropped	YTD Net Growth	YTD Net Growth%	Member Count 12 Months Ago	Avg. length of service for dropped members	Months Since Last MMR ***	Yrs. Since Last Officer Report	President Rotation	Vice President Reported ****	Months Since Last Activity Report ***	Account Balance	Donations for current Fiscal Year	
			Number of times on status quo within last two years	If below 15 members appears					If net loss is greater than 20% appears			If no report in 3 months appears in	When more than one year appears in	Number of repeat terms	Notes the officers that do not have an active	If no report at 12 months appears in red		
Exc Award (06/30/2023, 06/30/2024)																		
101569	BOBO SOLIDARITE	03/25/2008	Active	21	1	4	-3	-12.50%	24	9	0			N	1			
109515	BOBO WITARA	10/21/2010	Active	31	7	7	0	0.00%	31	6	4			M,VP,SC	3		\$2,000.00	
109974	DEDOUGOU GRENIER	12/27/2010	Status Quo(1)	23	0	0	0	0.00%	23		30	1	None	P,S,T,M,VP SC	10	90+ Days		
61590	KOUDOUGOU BAOBAB	03/02/1999	Active	35	0	2	-2	-5.41%	37	5	5			R	2		\$1,000.00	
Exc Award (06/30/2023)																		
67424	OUAGADOUGOU ACACIA	03/07/2003	Active	50	0	0	0	0.00%	51		0			N SC	0		\$2,000.00	
123992	Ouagadougou Action Plus	01/21/2015	Active	16	0	0	0	0.00%	21		5			N M,SC	1			
117277	OUAGADOUGOU ALLIANCE	06/21/2012	Active	39	0	0	0	0.00%	39		3			N SC	5	90+ Days		
Exc Award (06/30/2022)																		
137399	Ouagadougou Amazonas	02/14/2019	Active	29	0	0	0	0.00%	29		9			N SC	0		\$200.00	
Exc Award (06/30/2021)																		
136514	Ouagadougou Ascension	10/31/2018	Active	29	1	0	1	3.57%	28		0			N	7		\$1,000.00	
Exc Award (06/30/2022, 06/30/2024)																		
154162	Ouagadougou Cadence	05/03/2023	Active	16	0	0	0	0.00%	20		10		None	P,S,T,M,VP SC	8			
104275	OUAGADOUGOU CHALLENGE	01/07/2009	Active	30	0	0	0	0.00%	38		0			R SC	2		\$1,000.00	
121768	Ouagadougou Crystal	04/03/2014	Active	32	1	1	0	0.00%	32	0	6			R VP	0		\$2,000.00	
Exc Award (06/30/2022, 06/30/2023, 06/30/2024)																		
27005	OUAGADOUGOU DOYEN	01/20/1960	Active(1)	53	0	0	0	0.00%	53		3			N M,SC	3		\$14,000.00	
148433	Ouagadougou Eclair	09/27/2021	Active(3)	10	0	0	0	0.00%	10		9			M,VP,SC	5			
104651	OUAGADOUGOU ELITES	02/04/2009	Status Quo(3)	13	0	0	0	0.00%	14		11			T,VP,SC	7	90+ Days		
149088	Ouagadougou Eloquentia	01/05/2022	Active	20	2	2	0	0.00%	20	3	1			N	1			
140403	Ouagadougou Emeraude	01/06/2020	Active	32	2	0	2	6.67%	30		1			N	0		\$1,000.00	
Exc Award (06/30/2023, 06/30/2024)																		
52037	OUAGADOUGOU ETOILE	09/26/1991	Active	57	2	2	0	0.00%	57	16	2			N	1		\$1,801.70	
99088	OUAGADOUGOU FRATERNITE	04/16/2007	Active	31	0	0	0	0.00%	31		4			N	2		\$3,647.15	



Club Health Assessment for District 403 A3 through May 2025

			Status	Membership							Reports					Finance		LCIF
Club Number	Club Name	Charter Date		Current Member Count	YTD Members Added	YTD Members Dropped	YTD Net Growth	YTD Net Growth%	Member Count 12 Months Ago	Avg. length of service for dropped members	Months Since Last MMR ***	Yrs. Since Last Officer Report	President Rotation	Vice President Reported ****	Months Since Last Activity Report ***	Account Balance	Donations for current Fiscal Year	
			Number of times on status quo within last two years	If below 15 members appears					If net loss is greater than 20% appears		If no report in 3 months appears in	When more than one year appears in	Number of repeat terms	Notes the officers that do not have an active	If no report at 12 months appears in red			
122081	Ouagadougou Galaxie	05/05/2014	Active(2)	8	0	0	0	0.00%	8		2			S,T,M,VP,SC	6			
135019	Ouagadougou Golden	06/05/2018	Active	21	1	8	-7	-25.00%	27	4	4			N, M,SC	1			
78343	OUAGADOUGOU HARMONIE NEW CENTURY Exc Award (06/30/2023)	02/25/2004	Active(1)	34	4	4	0	0.00%	34	7	1			N, SC	3		\$1,035.00	
130646	Ouagadougou Heart Centenary Exc Award (06/30/2024)	05/10/2017	Active	19	0	0	0	0.00%	19		8			N	5			
128121	Ouagadougou Herons	06/28/2016	Active(1)	19	2	3	-1	-5.00%	20	6	0			VP,SC	0			
122665	Ouagadougou Humanite-Service	06/30/2014	Active	22	1	0	1	4.76%	21		1			M,VP,SC	0		\$1,019.37	
132127	Ouagadougou Impact Centenaire	09/15/2017	Active	15	0	8	-8	-34.78%	23	6	5			N, M	4			
151310	Ouagadougou Justice	06/17/2022	Active(1)	21	0	0	0	0.00%	21		18			R, P,M	8			
107578	OUAGADOUGOU KANU	02/18/2010	Active	29	0	0	0	0.00%	29		9			M,VP,SC	0		\$1,100.00	
60539	OUAGADOUGOU KARITE Exc Award (06/30/2024)	03/17/1998	Active	42	3	4	-1	-2.33%	43	13	1			N	0		\$12,100.00	
140854	Ouagadougou Keneya	02/25/2020	Active(1)	12	0	0	0	0.00%	27		1			N, M	1		\$120.00	
116043	OUAGADOUGOU LEADER Exc Award (06/30/2022, 06/30/2023)	02/13/2012	Active	35	2	4	-2	-5.41%	37	5	0			N, M,SC	0			
56294	OUAGADOUGOU LUMIERES Exc Award (06/30/2023)	11/28/1994	Active	39	4	1	3	8.33%	36	0	4			N	0		\$2,175.00	
143621	Ouagadougou Merveilles Exc Award (06/30/2023)	02/16/2021	Active	23	3	2	1	4.55%	23	2	0			N	0		\$1,100.00	
125146	Ouagadougou Mineral	06/15/2015	Active(1)	18	0	0	0	0.00%	18		11			N, SC	7			
137704	Ouagadougou Oasis Exc Award (06/30/2022, 06/30/2023)	03/27/2019	Active	34	1	1	0	0.00%	34	5	4			N	0		\$150.00	
153131	Ouagadougou Olympe Exc Award (06/30/2023, 06/30/2024)	12/26/2022	Active	18	0	10	-10	-35.71%	25	1	5			N, SC	5			
98913	OUAGADOUGOU OXYGENE	03/27/2007	Active	19	5	5	0	0.00%	19	4	9			M,VP,SC	2		\$80.00	
121613	Ouagadougou Pacifique	03/18/2014	Active	17	3	5	-2	-10.53%	19	9	1			N	6		\$200.00	



Club Health Assessment for District 403 A3 through May 2025

			Status	Membership							Reports					Finance		LCIF
Club Number	Club Name	Charter Date		Current Member Count	YTD Members Added	YTD Members Dropped	YTD Net Growth	YTD Net Growth%	Member Count 12 Months Ago	Avg. length of service for dropped members	Months Since Last MMR ***	Yrs. Since Last Officer Report	President Rotation	Vice President Reported ****	Months Since Last Activity Report ***	Account Balance	Donations for current Fiscal Year	
			Number of times on status quo within last two years	If below 15 members appears				If net loss is greater than 20% appears			If no report in 3 months appears in	When more than one year appears in	Number of repeat terms	Notes the officers that do not have an active	If no report at 12 months appears in red			
Exc Award (06/30/2024)			Status Quo(3)	36	0	0	0	0.00%	36		16			N	7	90+ Days		
143620	Ouagadougou Parité	12/18/2020																
Exc Award (06/30/2023)																		
119837	Ouagadougou Partage	06/27/2013	Active(1)	25	0	0	0	0.00%	25		0			R SC	2			
110315	OUAGADOUGOU PHENIX50	02/04/2011	Active	38	1	1	0	0.00%	38	2	1			S,VP,SC	2		\$2,000.00	
Exc Award (06/30/2023, 06/30/2024)																		
149750	Ouagadougou Rubis	02/17/2022	Active	33	7	5	2	6.45%	31	2	3			R	0		\$1,000.00	
Exc Award (06/30/2023, 06/30/2024)																		
130298	Ouagadougou Sante Plus	03/15/2017	Active	22	3	2	1	4.76%	21	5	0			N M,VP	7			
64033	OUAGADOUGOU SAPHIR	03/01/2001	Active	44	0	0	0	0.00%	44		0			M,VP,SC	0		\$1,000.00	
121647	Ouagadougou Savane	03/24/2014	Active	31	2	2	0	0.00%	31	4	5		2	N SC	2			
109766	OUAGADOUGOU SOLEIL	11/23/2010	Active(1)	19	5	3	2	11.76%	17	14	4			N S,SC	2		\$1,000.00	
109417	OUAGADOUGOU SYMBIOSE	09/30/2010	Active(2)	19	7	11	-4	-17.39%	23	6	0			N SC	5	90+ Days		
Exc Award (06/30/2020)																		
140858	Ouagadougou Symphonie	02/24/2020	Active	35	3	5	-2	-5.41%	41	5	1			N M,SC	1		\$1,000.00	
Exc Award (06/30/2021)																		
107797	OUAGADOUGOU SYNERGIE	03/18/2010	Active	27	0	3	-3	-10.00%	30	9	1			N	0		\$41.70	
119036	OUAGADOUGOU TAM-TAM	03/29/2013	Active	28	4	7	-3	-9.68%	31	9	4			N SC	7			
145829	Ouagadougou Venegré	06/09/2021	Active	20	1	2	-1	-4.76%	20	3	1			VP	2			
Exc Award (06/30/2023)																		
104278	OUAGADOUGOU VISION	01/06/2009	Active	28	6	2	4	16.67%	24	11	1			N SC	2		\$1,041.70	
107235	OUAGADOUGOU ZENITH	01/11/2010	Active(1)	38	4	3	1	2.70%	42	3	1			N SC	0			
123959	Ouagadougou Zoodo	01/16/2015	Active(1)	15	0	0	0	0.00%	23		7			R SC	8			
Exc Award (06/30/2020, 06/30/2021)																		
63050	OUAHIGOUYA ZEMSTAABA	04/10/2000	Active	19	0	0	0	0.00%	26		7			N M,SC	7			



Club Health Assessment for District 403 A3 through May 2025

Club Number			Club Name			Charter Date			Status					Membership					Reports					Finance		LCIF
									Current Member Count	YTD Members Added	YTD Members Dropped	YTD Net Growth	YTD Net Growth%	Member Count 12 Months Ago	Avg. length of service for dropped members	Months Since Last MMR ***	Yrs. Since Last Officer Report	President Rotation	Vice President Reported ****	Months Since Last Activity Report ***	Account Balance	Donations for current Fiscal Year				
									Number of times on status quo within last two years	If below 15 members appears			If net loss is greater than 20% appears			If no report in 3 months appears in			When more than one year appears in	Number of repeat terms	Notes the officers that do not have an active		If no report at 12 months appears in red			
Current Total Clubs Count	YTD New Clubs Count	YTD Cancelled Clubs Count	YTD Net Club Gain	Current Total Members Count	YTD Add	YTD Drop	YTD Net Growth	YTD Net Growth %	Member Count 12 Months Ago	Average Member Count Per Club	% of Clubs with less than 20 members	% No MMR in 3 Months	% No Officer Report in 12 Months	% of Clubs with balance 90+ days	Number of Clubs in Status Quo	% Status Quo Clubs in Financial Suspension	Number of Cancelled Clubs	Average Cancelled Club Age	Members Lost Due to Cancellation	% of Clubs Cancelled for Non-Financial Reasons						
76	5	0	5	1,939	221	159	62	3.30%	1,914	26	29%	51%	1%	18%	6	83%	0	0	0	0%						

* - P - Priority Club. Cancellation Reasons: 1-Objectives/conduct, 2-Non-active club, 5-Non-existing club, 6-Disbanding, 7-Merger, 8-Financial Suspension, 9-District/Multiple District Dues.

** - Abbreviation: P-President, S-Secretary, T-Treasurer, M-Member Chairperson, VP-First Vice President, MC-Communications Chairperson, SC-Service Chairperson

*** - Abbreviation: N/R - Never reported using the Lions Clubs website, N/A - Not applicable, No password registered for the Lions Clubs website.

**** - Abbreviation: N - New, IP - Immediate Past, R - Repeat.



Club Health Assessment for District 403 A4 through May 2025

			Status	Membership							Reports					Finance		LCIF
Club Number	Club Name	Charter Date		Current Member Count	YTD Members Added	YTD Members Dropped	YTD Net Growth	YTD Net Growth%	Member Count 12 Months Ago	Avg. length of service for dropped members	Months Since Last MMR ***	Yrs. Since Last Officer Report	President Rotation	Vice President Reported ****	Months Since Last Activity Report ***	Account Balance	Donations for current Fiscal Year	
			Number of times on status quo within last two years	If below 15 members appears					If net loss is greater than 20% appears			If no report in 3 months appears in	When more than one year appears in	Number of repeat terms	Notes the officers that do not have an active	If no report at 12 months appears in red		
Clubs less than two years old																		
157638	Bohicon Adjralazin	03/13/2024	Active	26	2	2	0	0.00%	26	1	0		2	R	0	90+ Days		
180218	Cotonou Agodjie	01/09/2025	Active	21	22	1	21	100.00%	0	0	1			N	0			
157039	Cotonou Arc En Ciel	01/18/2024	Active	20	3	1	2	11.11%	19	1	0			R	0			
171377	Cotonou Bienfaisance	06/21/2024	Active(1)	15	4	9	-5	-25.00%	0	0	0			N	4			
172179	Cotonou Entente	06/20/2024	Active(1)	15	1	6	-5	-25.00%	0	0	3		2	R	0			
156298	Cotonou Fraternite	10/12/2023	Active(1)	31	9	9	0	0.00%	31	1	1			N	0			
157155	Cotonou IFE	03/01/2024	Active	21	0	2	-2	-8.70%	23	1	2			R	2			
181662	Cotonou La Boussole	04/01/2025	Newly Chartered	24	24	0	24	100.00%	0		1			N	N/A			
154412	Cotonou les Edifices	06/01/2023	Active	20	0	1	-1	-4.76%	22	2	0			N	0			
156301	Cotonou Sika	11/16/2023	Active(1)	14	0	2	-2	-12.50%	17	1	1			N	S,T 2			
157769	Cotonou Solidarite	03/21/2024	Active	22	0	1	-1	-4.35%	23	0	10		2	R	0			
178768	Godomey Synergie	10/16/2024	Active	22	22	0	22	100.00%	0		1			N	SC 0			
182002	Savè Les Mamelles	04/23/2025	Newly Chartered	22	22	0	22	100.00%	0		1			N	M N/R			
178766	Tanguieta Pendjari	10/03/2024	Active	26	26	0	26	100.00%	0		1			N	0		\$1,000.00	
Clubs more than two years old																		
97170	ABOMEY CALAVI ACACIA Exc Award (06/30/2021)	05/19/2006	Active	20	1	4	-3	-13.04%	25	3	0			N	0			
105653	ABOMEY CITE ROYALE	06/01/2009	Active	25	1	2	-1	-3.85%	26	4	2			N	0		\$1,000.00	
58410	ABOMEY LE PELICAN	06/10/1996	Active	22	3	0	3	15.79%	19		0		2	IP	0			
122271	Abomey-Calavi Diamant	05/20/2014	Active	16	1	5	-4	-20.00%	25	9	1			N	0			
117982	ABOMEY-CALAVI LA COLOMBE Exc Award (06/30/2023)	10/09/2012	Active	22	4	1	3	15.79%	19	8	1			N	0		\$1,000.00	
137470	Bembereke Tiro	04/25/2019	Active(2)	13	1	3	-2	-13.33%	15	4	0			N	P,M,VP 0			



Club Health Assessment for District 403 A4 through May 2025

			Status	Membership							Reports					Finance	LCIF
Club Number	Club Name	Charter Date		Current Member Count	YTD Members Added	YTD Members Dropped	YTD Net Growth	YTD Net Growth%	Member Count 12 Months Ago	Avg. length of service for dropped members	Months Since Last MMR ***	Yrs. Since Last Officer Report	President Rotation	Vice President Reported ****	Months Since Last Activity Report ***	Account Balance	Donations for current Fiscal Year
			Number of times on status quo within last two years	If below 15 members appears				If net loss is greater than 20% appears			If no report in 3 months appears in	When more than one year appears in	Number of repeat terms	Notes the officers that do not have an active	If no report at 12 months appears in red		
84991	BOHICON LES BANANIERES	03/08/2005	Active(1)	31	9	3	6	24.00%	24	4	0			N	0		\$54.00
63928	COTONOU AZUR	01/16/2001	Active	31	1	3	-2	-6.06%	33	6	1			N	0		
Exc Award (06/30/2020)																	
129448	Cotonou Baobab	11/18/2016	Active	19	0	1	-1	-5.00%	20	1	4			N	1		\$1,450.00
Exc Award (06/30/2024)																	
110782	COTONOU BEL' HARMONIE	05/19/2011	Active	37	5	2	3	8.82%	34	5	0			N	0		
Exc Award (06/30/2018, 06/30/2021, 06/30/2024)																	
53124	COTONOU CAMELIAS	05/18/1992	Active	34	0	2	-2	-5.56%	36	16	0			N	0		
Exc Award (06/30/2021, 06/30/2022)																	
150422	Cotonou Cigogne	04/27/2022	Active	20	2	4	-2	-9.09%	22	2	0			N	0		
64100	COTONOU CONCORDE	03/20/2001	Active	46	1	0	1	2.22%	45		8			N	0		
Exc Award (06/30/2024)																	
148989	Cotonou Constellation	12/16/2021	Active	13	1	6	-5	-27.78%	17	3	0			N	0		
132063	Cotonou Cristal	07/03/2017	Active	21	2	5	-3	-12.50%	26	7	0			N	0		
48576	COTONOU DAUPHIN	05/05/1988	Active	24	0	1	-1	-4.00%	25	9	2		None	N	P	0	\$60.00
39977	COTONOU DOYEN	05/19/1981	Active	47	4	0	4	9.30%	43		3			N	M,SC	0	
Exc Award (06/30/2019, 06/30/2024)																	
134272	Cotonou Emeraude	04/04/2018	Active	30	0	9	-9	-23.08%	39	5	1			N	0		
Exc Award (06/30/2021, 06/30/2022)																	
152666	Cotonou Horizon	10/13/2022	Active(1)	20	0	9	-9	-31.03%	29	2	0			N	0		
Exc Award (06/30/2023)																	
121824	Cotonou Jade	04/15/2014	Active	29	4	1	3	11.54%	25	1	0			N	0		
Exc Award (06/30/2018)																	
144158	Cotonou La Couronne	12/22/2020	Active	21	0	5	-5	-19.23%	26	3	1			N	0		
115456	COTONOU L'EAU VIVE	11/23/2011	Active	32	4	0	4	14.29%	27		1			N	0		\$1,000.00
141180	Cotonou Les Batisseurs	03/18/2020	Active	43	8	2	6	16.22%	37	3	0			N	0		\$20.00
Exc Award (06/30/2021, 06/30/2024)																	
97061	COTONOU LES COCOTIERS NEW CENTURY	05/02/2006	Active	48	4	1	3	6.67%	45	1	0			N	0		\$1,000.00



Club Health Assessment for District 403 A4 through May 2025

			Status	Membership							Reports					Finance		LCIF
Club Number	Club Name	Charter Date		Current Member Count	YTD Members Added	YTD Members Dropped	YTD Net Growth	YTD Net Growth%	Member Count 12 Months Ago	Avg. length of service for dropped members	Months Since Last MMR ***	Yrs. Since Last Officer Report	President Rotation	Vice President Reported ****	Months Since Last Activity Report ***	Account Balance	Donations for current Fiscal Year	
			Number of times on status quo within last two years	If below 15 members appears				If net loss is greater than 20% appears			If no report in 3 months appears in	When more than one year appears in	Number of repeat terms	Notes the officers that do not have an active	If no report at 12 months appears in red			
Exc Award (06/30/2018, 06/30/2021, 06/30/2024)			Active	23	0	10	-10	-30.30%	33	4	0			N	0			
141182	Cotonou Les Elites	03/18/2020		25	0	2	-2	-7.41%	27	5	0			R	0			\$200.00
Exc Award (06/30/2023)				36	2	1	1	2.86%	36	4	0			N	0			\$650.00
Exc Award (06/30/2018, 06/30/2024)			Active	30	0	12	-12	-28.57%	46	10	0			N	0			
109269	COTONOU LES OLIVIERS	09/23/2010		28	3	5	-2	-6.67%	30	3	1			N	0			\$210.00
Exc Award (06/30/2019, 06/30/2021)				33	0	2	-2	-5.71%	35	5	5			N	0			\$1,050.00
Exc Award (06/30/2018, 06/30/2022, 06/30/2024)			Active	22	1	1	0	0.00%	21	9	3			N	0			
127725	Cotonou Orchidee	06/28/2016		22	4	9	-5	-18.52%	27	4	5			N	0			\$850.00
Exc Award (06/30/2018)				14	3	0	3	27.27%	11		2			N	1			\$1,000.00
Exc Award (06/30/2018, 06/30/2021)			Active	17	0	0	0	0.00%	21		8			N	0			
134313	Cotonou Septuor	04/19/2018		32	5	2	3	10.34%	28	3	2			N	0			\$300.00
Exc Award (06/30/2020, 06/30/2023, 06/30/2024)				19	1	0	1	5.56%	15		1			N	0			\$300.00
Exc Award (06/30/2018, 06/30/2024)			Active	27	0	1	-1	-3.57%	28	2	2				VP,SC	0	\$1,000.00	
105552	DASSA LES COLLINES	06/09/2009		Active(3)	25	3	0	3	13.64%	22		2		N	S,M	16	\$300.00	
146353	Djoukou Kpetoni	05/31/2021		Active	19	4	1	3	18.75%	20	3	1		N	M	0	\$300.00	
Exc Award (06/30/2018, 06/30/2024)			Active	16	1	0	1	6.67%	15		0		R	S	0	\$300.00		
97169	DJOUGOU TANEKA	05/19/2006		Active	16	1	0	1	6.67%	15		0		R	S	0	\$300.00	
Exc Award (06/30/2024)				29	2	3	-1	-3.33%	30	2	0			N		0	\$300.00	
Exc Award (06/30/2024)			Status Quo(1)	29	2	3	-1	-3.33%	30	2	0			N		0	90+ Days	



Club Health Assessment for District 403 A4 through May 2025

			Status	Membership							Reports					Finance		LCIF
Club Number	Club Name	Charter Date		Current Member Count	YTD Members Added	YTD Members Dropped	YTD Net Growth	YTD Net Growth%	Member Count 12 Months Ago	Avg. length of service for dropped members	Months Since Last MMR ***	Yrs. Since Last Officer Report	President Rotation	Vice President Reported ****	Months Since Last Activity Report ***	Account Balance	Donations for current Fiscal Year	
			Number of times on status quo within last two years	If below 15 members appears				If net loss is greater than 20% appears			If no report in 3 months appears in	When more than one year appears in	Number of repeat terms	Notes the officers that do not have an active	If no report at 12 months appears in red			
118846	GRAND-POPO-BOUCHE DU ROY	02/26/2013	Active	17	0	0	0	0.00%	17		0			N M	0			
108237	KANDI DJONA	05/07/2010	Active	14	0	0	0	0.00%	16		0			N P	0			
97168	LOKOSSA IBIS	12/05/2006	Active	23	3	4	-1	-4.17%	24	7	0			N M	0			
77700	NATITINGOU TATA	10/20/2003	Active	44	2	5	-3	-6.38%	48	1	0			N SC	0		\$1,000.00	
Exc Award (06/30/2023, 06/30/2024)																		
121696	Nikki La Gaani	03/27/2014	Active	22	5	1	4	22.22%	18	7	1			N SC	0			
98958	OUIDAH KPASSE	04/04/2007	Active	48	8	5	3	6.67%	45	8	1			N SC	0		\$1,050.00	
Exc Award (06/30/2021, 06/30/2024)																		
123921	Parakou Bio Guera	01/19/2015	Active	20	6	3	3	17.65%	17	6	0			N SC	0			
116288	PARAKOU KOBURU	03/29/2012	Active(1)	22	11	4	7	46.67%	15	6	1			R M	0			
61771	PARAKOU OKPARA	04/06/1999	Active	21	3	0	3	16.67%	18		0			N	0			
126853	PARAKOU PRESTIGE	06/30/2016	Active	34	5	3	2	6.25%	32	4	0			N M,SC	0			
Exc Award (06/30/2019, 06/30/2023)																		
137764	Parakou Tabera	04/26/2019	Active	22	1	0	1	4.76%	21		1			N	0			
46158	PORTO NOVO CAILCEDRAT	05/05/1986	Active	23	4	2	2	9.52%	19	19	1			N	1			
82657	PORTO NOVO LAGUNE	06/17/2004	Active(1)	33	6	1	5	17.86%	28	1	0			N	0			
150424	Porto Novo New Deal	04/13/2022	Active	18	0	0	0	0.00%	18		4			N	2			
109443	PORTO NOVO PALAIS HONME	09/30/2010	Active	20	0	6	-6	-23.08%	26	7	0			R	0			
53125	PORTO-NOVO FONTAINE	05/18/1992	Active	11	0	8	-8	-42.11%	18	15	2			N P,M	0			
116281	SAKETE LA LUMIERE	03/21/2012	Active(2)	13	1	0	1	8.33%	12		0			N	21			
105863	UNIV PARAKOU LA LUMIERE	06/23/2009	Active	32	1	0	1	3.23%	31		7			N	0		\$1,058.10	
Exc Award (06/30/2021)																		



Club Health Assessment for District 403 A4 through May 2025

Club NumberClub NameCharter Date			Status		Membership								Reports					Finance		LCIF		
					Current Member Count	YTD Members Added	YTD Members Dropped	YTD Net Growth	YTD Net Growth%	Member Count 12 Months Ago	Avg. length of service for dropped members	Months Since Last MMR ***	Yrs. Since Last Officer Report	President Rotation	Vice President Reported ****	Months Since Last Activity Report ***	Account Balance	Donations for current Fiscal Year				
			Number of times on status quo within last two years		If below 15 members appears			If net loss is greater than 20% appears			If no report in 3 months appears in			When more than one year appears in		Number of repeat terms		Notes the officers that do not have an active		If no report at 12 months appears in red		
Current Total Clubs Count	YTD New Clubs Count	YTD Cancelled Clubs Count	YTD Net Club Gain	Current Total Members Count	YTD Add	YTD Drop	YTD Net Growth	YTD Net Growth %	Member Count 12 Months Ago	Average Member Count Per Club	% of Clubs with less than 20 members	% No MMR in 3 Months	% No Officer Report in 12 Months	% of Clubs with balance 90+ days	Number of Clubs in Status Quo	% Status Quo Clubs in Financial Suspension	Number of Cancelled Clubs	Average Cancelled Club Age	Members Lost Due to Cancellation	% of Clubs Cancelled for Non-Financial Reasons		
73	5	0	5	1,817	276	194	82	4.73%	1,711	25	23%	15%	0%	3%	1	100%	0	0	0	0%		

* - P - Priority Club. Cancellation Reasons: 1-Objectives/conduct, 2-Non-active club, 5-Non-existing club, 6-Disbanding, 7-Merger, 8-Financial Suspension, 9-District/Multiple District Dues.

** - Abbreviation: P-President, S-Secretary, T-Treasurer, M-Member Chairperson, VP-First Vice President, MC-Communications Chairperson, SC-Service Chairperson

*** - Abbreviation: N/R - Never reported using the Lions Clubs website, N/A - Not applicable, No password registered for the Lions Clubs website.

**** - Abbreviation: N - New, IP - Immediate Past, R - Repeat.



Club Health Assessment for District 403 B1 through May 2025

			Status	Membership							Reports					Finance		LCIF
Club Number	Club Name	Charter Date		Current Member Count	YTD Members Added	YTD Members Dropped	YTD Net Growth	YTD Net Growth%	Member Count 12 Months Ago	Avg. length of service for dropped members	Months Since Last MMR ***	Yrs. Since Last Officer Report	President Rotation	Vice President Reported ****	Months Since Last Activity Report ***	Account Balance	Donations for current Fiscal Year	
			Number of times on status quo within last two years	If below 15 members appears					If net loss is greater than 20% appears		If no report in 3 months appears in	When more than one year appears in	Number of repeat terms	Notes the officers that do not have an active	If no report at 12 months appears in red			
Clubs less than two years old																		
153748	Abeche Ouara	06/19/2023	Active(1)	24	0	0	0	0.00%	24		23		3	N	S,M,VP,SC	4		
171409	Brazzaville Impfondo Boyambi	06/24/2024	Cancelled(8*)	0	0	21	-21	-100.00%	0	1	2		None		P,S,T,M,VP SC	N/R	90+ Days	
171349	Brazzaville Lumiere	06/24/2024	Cancelled(8*)	0	0	20	-20	-100.00%	0	1	2		None		P,S,T,M,VP SC	N/R	90+ Days	
174585	Douala Amani	07/26/2024	Active	21	24	3	21	100.00%	0	0	5			N		1	\$3,193.00	
156650	Ndjamena Amitié	02/28/2024	Active(1)	15	3	17	-14	-48.28%	29	1	5			N	S,SC	N/R		
171438	Ouessou Amities	06/24/2024	Active(1)	20	0	0	0	0.00%	0		11		None		P,S,T,M,VP SC	N/R		
157675	Pointe Noire Arts Bantous Plus	04/02/2024	Active	20	0	0	0	0.00%	20		7		2	R		8		90+ Days
157502	Pointe Noire Aumone	03/14/2024	Status Quo(2)	23	0	0	0	0.00%	23		7		2	R	M	1		90+ Days
Clubs more than two years old																		
39836	BAMENDA	04/24/1981	Status Quo(1)	15	0	0	0	0.00%	15		66	7	None		P,S,T,M,VP SC	24+	90+ Days	
26995	BANGUI	05/18/1955	Status Quo(3)	27	0	0	0	0.00%	27		18	1	None		P,S,T,M,VP SC	24+	90+ Days	
48148	BANGUI ITA	02/10/1988	Status Quo(1)	14	0	0	0	0.00%	14		53	5	None		P,S,T,M,VP SC	24+	90+ Days	
149774	Benguela Universitario Campus	06/30/2022	Status Quo(2)	20	0	0	0	0.00%	20		12	1	None		P,S,T,M,VP SC	N/R	90+ Days	
117052	BRAZZAVILLE BAOBAB	06/01/2012	Cancelled(8*)	0	0	12	-12	-100.00%	12	10	5	1	None		P,S,T,M,VP SC	24+	90+ Days	
121726	Brazzaville Bokassi	03/28/2014	Active	16	0	0	0	0.00%	17		7		None	N	P,M,SC	5		
143832	Brazzaville Bondimi	12/23/2020	Active(2)	8	15	20	-5	-38.46%	9	2	0		2	N	SC	4	\$53.00	
26993	BRAZZAVILLE DOYEN	11/10/1954	Active	29	0	5	-5	-14.71%	27	2	1		2		M,VP,SC	5	\$45.00	
108368	BRAZZAVILLE ELIKIA	05/24/2010	Active	25	5	2	3	13.64%	22	0	0		2	N	VP	0	90+ Days \$53.00	
143659	Brazzaville Elimu	12/14/2020	Active(1)	6	0	4	-4	-40.00%	12	2	5			N	SC	10	90+ Days \$97.00	
132122	Brazzaville Elite	06/30/2017	Active(1)	15	26	37	-11	-42.31%	26	4	1		2		M,VP,SC	4	90+ Days \$48.00	
132775	Brazzaville Flamboyant	10/05/2017	Active(2)	14	0	1	-1	-6.67%	15	4	5			N	SC	1	\$65.00	
143769	Brazzaville Koyekola	12/15/2020	Active	23	0	0	0	0.00%	23		6			N	M	4	\$45.00	
48276	BRAZZAVILLE LISALISI	03/10/1988	Active	16	3	3	0	0.00%	18	16	1				VP,SC	3	\$2,276.00	
107233	BRAZZAVILLE MALACHITE	01/21/2010	Active(3)	30	1	1	0	0.00%	20	14	1			N	M,SC	1	\$48.00	



Club Health Assessment for District 403 B1 through May 2025

Club Number	Club Name	Charter Date	Status	Membership							Reports					Finance	LCIF
				Current Member Count	YTD Members Added	YTD Members Dropped	YTD Net Growth	YTD Net Growth%	Member Count 12 Months Ago	Avg. length of service for dropped members	Months Since Last MMR ***	Yrs. Since Last Officer Report	President Rotation	Vice President Reported ****	Months Since Last Activity Report ***	Account Balance	Donations for current Fiscal Year
			Number of times on status quo within last two years	If below 15 members appears				If net loss is greater than 20% appears			If no report in 3 months appears in	When more than one year appears in	Number of repeat terms	Notes the officers that do not have an active	If no report at 12 months red		
Exc Award (06/30/2023)																	
42363	BRAZZAVILLE MFOA	02/25/1983	Active(2)	6	0	5	-5	-45.45%	9	9	5		None	P,VP,SC	2		
121727	Brazzaville Mobikissi	03/28/2014	Active(3)	11	2	1	1	10.00%	9	4	1			IP	5	90+ Days	\$76.00
143848	Brazzaville Ubuntu	12/17/2020	Active(3)	9	2	4	-2	-18.18%	6	3	3		2	M,VP,SC	4		\$1,083.00
122357	Cabinda Fraternidade	05/30/2014	Status Quo(6)	12	0	0	0	0.00%	12		8			N	6	90+ Days	
140022	Cabinda Maiombe	11/12/2019	Active(2)	12	3	0	3	33.33%	9		4		2	R	8	90+ Days	\$10.00
150218	Canjala Cooperativa Agricola	03/24/2022	Cancelled(8*)	0	0	20	-20	-100.00%	20	3	2	2	None	P,S,T,M,VP SC	N/R	90+ Days	
151321	Djambala Kosunga	06/19/2022	Active(1)	7	0	9	-9	-56.25%	16	2	5			N	22		
140853	Dolisie Niari Doyen	06/02/2020	Active(2)	15	0	0	0	0.00%	15		15		None	P,S,T,M,VP SC	5	90+ Days	
124626	Douala Abeilles	04/23/2015	Active	18	3	3	0	0.00%	18	7	1			R	1		\$50.00
Exc Award (06/30/2019)																	
123498	Douala Arc-En-Ciel	10/29/2014	Active	19	0	2	-2	-9.52%	21	7	8			N	0		\$1,000.00
Exc Award (06/30/2022)																	
39601	DOUALA BARRACUDA	03/12/1981	Status Quo(2)	24	0	0	0	0.00%	24		37		2	M,VP,SC	24+	90+ Days	
104112	DOUALA CAMAROES	12/30/2008	Active	21	1	3	-2	-8.70%	23	9	3			VP	4		\$300.00
Exc Award (06/30/2023)																	
141801	Douala Candle	06/29/2020	Active	19	1	14	-13	-40.63%	37	6	2			N	3		\$520.00
Exc Award (06/30/2024)																	
104718	DOUALA EBENE	02/11/2009	Active	17	5	4	1	6.25%	16	13	2			M,VP,SC	4		
118356	DOUALA JOUVENCE	12/07/2012	Cancelled(8*)	0	0	12	-12	-100.00%	14	8	5	1	None	P,S,T,M,VP SC	24+	90+ Days	
134354	Douala La Gaiete	05/01/2018	Active	21	1	0	1	5.00%	20		4			N	7		
136422	Douala La Grâce	09/30/2018	Status Quo(3)	10	0	0	0	0.00%	10		6		2	R	4	90+ Days	
49989	DOUALA ORCHIDEE	11/27/1989	Active	21	2	2	0	0.00%	27	31	4			N	SC	1	\$800.00
Exc Award (06/30/2020)																	
59735	DOUALA PALETUVIERS	06/18/1997	Active	19	2	3	-1	-5.00%	20	13	0			R	1		
100020	DOUALA PARADISE	08/10/2007	Active	38	1	2	-1	-2.56%	39	9	4			N	1		\$250.00
52679	DOUALA SAPHIR	03/10/1992	Active(1)	19	1	0	1	5.56%	18		5			N	SC	7	\$250.00



Club Health Assessment for District 403 B1 through May 2025

			Status	Membership							Reports					Finance		LCIF
Club Number	Club Name	Charter Date		Current Member Count	YTD Members Added	YTD Members Dropped	YTD Net Growth	YTD Net Growth%	Member Count 12 Months Ago	Avg. length of service for dropped members	Months Since Last MMR ***	Yrs. Since Last Officer Report	President Rotation	Vice President Reported ****	Months Since Last Activity Report ***	Account Balance	Donations for current Fiscal Year	
			Number of times on status quo within last two years	If below 15 members appears				If net loss is greater than 20% appears			If no report in 3 months appears in	When more than one year appears in	Number of repeat terms	Notes the officers that do not have an active	If no report at 12 months appears in red			
Exc Award (06/30/2018)																		
151101	Douala Ubuntu	06/14/2022	Active(2)	21	0	0	0	0.00%	21		3			N T	20		\$60.00	
26986	DOUALA WOURI	02/15/1955	Active(1)	20	0	5	-5	-20.00%	25	18	4		2	N	4	90+ Days		
154265	Gamboma Boboto	05/26/2023	Active(3)	10	10	22	-12	-54.55%	22	2	2			N	7			
144279	Libreville Amitié	12/23/2020	Cancelled(8*)	0	0	7	-7	-100.00%	7	2	10		None	P,S,T,M,VP SC	24+	90+ Days		
46496	LIBREVILLE BOUGAINVILLEE	07/14/1986	Active(1)	10	0	4	-4	-28.57%	14	16	2		2	M,VP,SC	0			
26991	LIBREVILLE DOYEN COCOTIERS	05/05/1957	Active	28	0	1	-1	-3.45%	29	3	0			N	7		\$393.68	
134707	Libreville Harmonie	05/27/2018	Active	16	0	0	0	0.00%	14		8			N M	2			
35474	LIBREVILLE HIBISCUS	04/17/1978	Active	21	3	6	-3	-12.50%	24	2	1			VP	3		\$950.00	
109848	LIBREVILLE LE MUEBE	12/14/2010	Active	11	2	2	0	0.00%	11	3	1			VP	0			
117233	LIBREVILLE MUTU	06/21/2012	Active	9	0	4	-4	-30.77%	13	9	6			M,VP,SC	0			
131110	Libreville Ogooue	06/06/2017	Active	18	2	4	-2	-10.00%	20	6	1			VP	0			
49660	LIBREVILLE SAMBA	06/19/1989	Active	18	3	1	2	12.50%	20	3	0			N	3		\$550.00	
127649	Luanda Bolingo	05/20/2016	Active(2)	7	1	5	-4	-36.36%	11	3	5		3	N M,SC	2			
141805	Luanda Muxima	06/29/2020	Status Quo(5)	15	0	0	0	0.00%	15		11			N M,SC	7	90+ Days		
116273	LUANDA PALANCAS NEGRAS	03/23/2012	Active(1)	20	0	0	0	0.00%	14		11			M,VP,SC	16			
Exc Award (06/30/2022)																		
147276	Moundou Mekasnan	07/16/2021	Active(1)	13	2	1	1	8.33%	12	3	7			N M,SC	7			
134084	N?djamena fraternité	05/02/2018	Active(2)	12	0	1	-1	-7.69%	14	6	0		2	N T	1		\$100.00	
26990	N'DJAMENA	07/13/1956	Active	22	2	2	0	0.00%	22	6	0			M,VP,SC	1		\$60.00	
147555	Ndjamena Etoile	07/16/2021	Cancelled(8*)	0	1	22	-21	-100.00%	20	3	10		None	P,S,T,M,VP SC	24+	90+ Days		
126886	NDJAMENA HARMONIE	03/02/2016	Status Quo(3)	15	6	2	4	36.36%	11	5	0		2	R M,SC	1	90+ Days	\$170.00	
134101	NDjamena Mathe-Nere	04/16/2018	Active(2)	12	12	12	0	0.00%	12	4	0		2	N M,SC	24+			
122308	N'Djamena Sao	06/02/2014	Active(2)	15	0	4	-4	-21.05%	19	5	1		2	VP	1		\$100.00	
147556	Ndjamena Soleil	07/16/2021	Active(2)	13	2	3	-1	-7.14%	18	3	10		2	N S	1	90+ Days		



Club Health Assessment for District 403 B1 through May 2025

			Status	Membership							Reports					Finance		LCIF
Club Number	Club Name	Charter Date		Current Member Count	YTD Members Added	YTD Members Dropped	YTD Net Growth	YTD Net Growth%	Member Count 12 Months Ago	Avg. length of service for dropped members	Months Since Last MMR ***	Yrs. Since Last Officer Report	President Rotation	Vice President Reported ****	Months Since Last Activity Report ***	Account Balance	Donations for current Fiscal Year	
			Number of times on status quo within last two years	If below 15 members appears				If net loss is greater than 20% appears			If no report in 3 months appears in	When more than one year appears in	Number of repeat terms	Notes the officers that do not have an active	If no report at 12 months appears in red			
144817	Ndjamena Solidarite	01/04/2021	Active(2)	10	0	1	-1	-9.09%	11	4	1			S,M,VP	1		\$100.00	
54211	N'DJAMENA TAMARINIER	03/10/1993	Active	30	5	0	5	20.00%	29		1		2	VP	1		\$200.00	
60320	N'DJAMENA YASMINE	01/29/1998	Active	12	0	0	0	0.00%	12		29			IP	24+		\$50.00	
154266	Ngo Lisungi	05/17/2023	Cancelled(8*)	0	0	23	-23	-100.00%	23	2	5	1	None	P,S,T,M,VP SC	7	90+ Days		
98925	POINTE NOIRE AMITIE	03/29/2007	Active(1)	14	0	0	0	0.00%	14		7			N	6	90+ Days		
150792	Pointe Noire Bomoto	05/31/2022	Active(1)	16	0	0	0	0.00%	16		13			R	7			
57810	POINTE NOIRE CONCORDE	01/30/1996	Active	25	0	0	0	0.00%	24		8			M,VP	1		\$1,439.86	
Exc Award (06/30/2024)																		
48009	POINTE NOIRE CORAIL	12/28/1987	Active	15	0	4	-4	-21.05%	19	22	1			N	1			
86153	POINTE NOIRE ESPERANCE	04/11/2005	Active	18	0	3	-3	-14.29%	19	8	0			N	0		\$80.00	
Exc Award (06/30/2023)																		
39257	POINTE NOIRE EUCALYPTUS	12/18/1980	Active	20	0	0	0	0.00%	20		11			N	4		\$4,000.00	
115933	POINTE-NOIRE BUALI	02/08/2012	Active(1)	22	4	2	2	10.00%	20	12	1		2	R	7		\$50.00	
122302	Pointe-Noire Ebony	06/16/2014	Active	19	1	2	-1	-5.00%	20	10	0			IP	0		\$20.00	
122565	Pointe-Noire Humanite	06/30/2014	Active(1)	23	34	47	-13	-36.11%	36	5	1			R	8			
136698	Pointe-Noire Iboga	12/03/2018	Status Quo(4)	15	0	1	-1	-6.25%	15	0	7		3	N	10	90+ Days		
127135	Pointe-Noire NDJI-NDJI	06/28/2016	Active(1)	14	0	0	0	0.00%	14		0			N	1			
26994	POINTE-NOIRE-LOANGO	11/29/1954	Active	16	0	0	0	0.00%	18		11			R	2			
45314	PORT GENTIL ASSALA	07/09/1985	Active	20	3	2	1	5.26%	19	12	0			M,VP	1		\$500.00	
102296	PORT GENTIL IBEKELIA	06/03/2008	Active(2)	7	7	7	0	0.00%	7	6	2		2	T,M,VP,SC	24+			
26992	PORT GENTIL-IRREROU	08/25/1957	Active(2)	11	11	11	0	0.00%	11	21	4		2	R	24+	90+ Days		
108581	YAOUNDE COLOMBE	06/09/2010	Active(1)	39	7	2	5	14.71%	34	2	0			N	0		\$300.00	
26988	YAOUNDE DOYEN KYRIAKIDES	02/01/1955	Active	16	0	0	0	0.00%	16		7			N	5			
48596	YAOUNDE EMERAUDE CENTRE	05/13/1988	Active(1)	11	1	0	1	10.00%	10		10			R	3		\$4,000.00	
35912	YAOUNDE FEBE	06/14/1978	Active(1)	10	0	0	0	0.00%	14		11		4	R	10			



Club Health Assessment for District 403 B1 through May 2025

			Status	Membership							Reports					Finance	LCIF
Club Number	Club Name	Charter Date		Current Member Count	YTD Members Added	YTD Members Dropped	YTD Net Growth	YTD Net Growth%	Member Count 12 Months Ago	Avg. length of service for members	Months Since Last MMR ***	Yrs. Since Last Officer Report	President Rotation	Vice President Reported ****	Months Since Last Activity Report ***	Account Balance	Donations for current Fiscal Year
			Number of times on status quo within last two years	If below 15 members appears				If net loss is greater than 20% appears			If no report in 3 months appears in	When more than one year appears in	Number of repeat terms	Notes the officers that do not have an active	If no report at 12 months appears in red		
37558	YAOUNDE FRATERNITE	09/14/1979	Active(2)	22	0	0	0	0.00%	22		10	1	None	P,S,T,M,VP SC	6		

Clubs Cancelled Previous Fiscal Year – Clubs Cancelled within last 12 months may be reinstated

Club Number	Club Name	Charter Date	Current Status*	Cancellation Date
133327	Douala Espoir	01/14/2018	Cancelled(8*)	12/29/2023
145580	Douala Mbanya	03/24/2021	Cancelled(8*)	12/29/2023
140023	Luanda Kianda	11/13/2019	Cancelled(6*)	06/29/2024
154397	Maroua Hossere	06/09/2023	Cancelled(8*)	12/29/2023
137316	NDjamena ARC-EN-CIEL	03/07/2019	Cancelled(8*)	11/29/2023
123076	N'Djamena Prestige	09/11/2014	Cancelled(8*)	08/29/2023
61335	YAOUNDE PADOUK	12/07/1998	Cancelled(8*)	10/29/2023
141181	Yaounde Savana	06/25/2020	Cancelled(8*)	10/29/2023

Current Total Clubs Count	YTD New Clubs Count	YTD Cancelled Clubs Count	YTD Net Club Gain	Current Total Members Count	YTD Add	YTD Drop	YTD Net Growth	YTD Net Growth %	Member Count 12 Months Ago	Average Member Count Per Club	% of Clubs with less than 20 members	% No MMR in 3 Months	% No Officer Report in 12 Months	% of Clubs with balance 90+ days	Number of Clubs in Status Quo	% Status Quo Clubs in Financial Suspension	Number of Cancelled Clubs	Average Cancelled Club Age	Members Lost Due to Cancellation	% of Clubs Cancelled for Non-Financial Reasons
83	1	8	-7	1,430	220	443	-223	-13.49%	1,587	17	64%	59%	6%	27%	11	82%	8	12	137	-88%

* - P - Priority Club. Cancellation Reasons: 1-Objectives/conduct, 2-Non-active club, 5-Non-existing club, 6-Disbanding, 7-Merger, 8-Financial Suspension, 9-District/Multiple District Dues.

** - Abbreviation: P-President, S-Secretary, T-Treasurer, M-Member Chairperson, VP-First Vice President, MC-Communications Chairperson, SC-Service Chairperson

*** - Abbreviation: N/R - Never reported using the Lions Clubs website, N/A - Not applicable, No password registered for the Lions Clubs website.

**** - Abbreviation: N - New, IP - Immediate Past, R - Repeat.



Club Health Assessment for District 404 A2 through May 2025

			Status	Membership							Reports					Finance		LCIF
Club Number	Club Name	Charter Date		Current Member Count	YTD Members Added	YTD Members Dropped	YTD Net Growth	YTD Net Growth%	Member Count 12 Months Ago	Avg. length of service for dropped members	Months Since Last MMR ***	Yrs. Since Last Officer Report	President Rotation	Vice President Reported ****	Months Since Last Activity Report ***	Account Balance	Donations for current Fiscal Year	
			Number of times on status quo within last two years	If below 15 members appears					If net loss is greater than 20% appears			If no report in 3 months appears in	When more than one year appears in	Number of repeat terms	Notes the officers that do not have an active	If no report at 12 months appears in red		
Clubs less than two years old																		
171469	Abuja Legend Metro	06/21/2024	Active	23	11	8	3	15.00%	0	1	0		2	N	SC	1	90+ Days	
154365	Abuja Pacesetters	06/20/2023	Cancelled(8*)	0	0	11	-11	-100.00%	24	1	8		None		P,S,T,M,VP SC	14	90+ Days	
154366	Abuja Premium	06/08/2023	Active(1)	22	3	0	3	15.79%	16		1		2	N	T,SC	6		
171468	Abuja Prestige Metro	06/21/2024	Active	31	18	7	11	55.00%	0	1	0		2	R		0		
171467	Abuja Royal	06/21/2024	Active(1)	9	2	13	-11	-55.00%	0	1	0		2	R	S,T,M,SC	3		
171203	Abuja Victoria Knights Memorial	06/28/2024	Status Quo(1)	23	3	0	3	15.00%	0		5		2	N		8	90+ Days	
171917	Calabar Delta	06/22/2024	Cancelled(8*)	0	0	20	-20	-100.00%	0	1	2		None		P,S,T,M,VP SC	N/R	90+ Days	
157383	Calabar Metropolitan	04/24/2024	Active	19	0	1	-1	-5.00%	20	1	0		2		VP,SC	8		
171886	Onitsha Ado Central	06/21/2024	Status Quo(2)	13	7	15	-8	-38.10%	0	1	1		2	R	S,SC	9	90+ Days	
172400	Owerri Eye Care Professionals	06/24/2024	Status Quo(1)	21	0	0	0	0.00%	0		11		None		P,S,T,M,VP SC	N/A	90+ Days	
157183	Port Harcourt Platinum	02/14/2024	Active	29	14	9	5	20.83%	24	1	4		2	N		0		\$200.00
179184	Port Harcourt Reggae	10/30/2024	Status Quo(1)	23	24	1	23	100.00%	0	0	5				M,VP,SC	0	90+ Days	
156627	Port Harcourt Treasure Base	03/26/2024	Active(1)	11	3	7	-4	-26.67%	20	1	1		2	N		9	90+ Days	
Clubs more than two years old																		
147886	Aba Legendary	09/14/2021	Active(1)	14	0	0	0	0.00%	14		8			N	M,SC	3	90+ Days	
104073	ABA METROPOLITAN	12/03/2008	Active(1)	8	8	11	-3	-27.27%	11	10	1		None		P,VP,SC	6		\$50.00
154185	Abam	05/19/2023	Cancelled(8*)	0	0	20	-20	-100.00%	23	1	5		None		P,S,T,M,VP SC	N/A	90+ Days	
123229	Abuja Achievers	10/17/2014	Cancelled(8*)	0	0	13	-13	-100.00%	14	6	8	1	None		P,S,T,M,VP SC	20	90+ Days	
120054	Abuja Central	07/29/2013	Status Quo(1)	36	1	7	-6	-14.29%	41	5	5		None	N	P,SC	0	90+ Days	\$100.00
Exc Award (06/30/2021, 06/30/2022)																		
147572	Abuja Diamond	08/02/2021	Active(1)	9	9	10	-1	-10.00%	20	3	0		2	R		10		
148919	Abuja Emerald	12/22/2021	Active(1)	18	0	8	-8	-30.77%	23	2	5				VP	6	90+ Days	
143738	Abuja Golden	12/17/2020	Active	27	6	6	0	0.00%	27	2	0		2	N		1		\$1,200.00
Exc Award (06/30/2024)																		
117369	ABUJA GWARINPA	08/15/2012	Active(1)	16	3	8	-5	-23.81%	21	4	3			N	SC	3		\$750.00



Club Health Assessment for District 404 A2 through May 2025

			Status	Membership							Reports					Finance		LCIF
Club Number	Club Name	Charter Date		Current Member Count	YTD Members Added	YTD Members Dropped	YTD Net Growth	YTD Net Growth%	Member Count 12 Months Ago	Avg. length of service for dropped members	Months Since Last MMR ***	Yrs. Since Last Officer Report	President Rotation	Vice President Reported ****	Months Since Last Activity Report ***	Account Balance	Donations for current Fiscal Year	
			Number of times on status quo within last two years	If below 15 members appears					If net loss is greater than 20% appears			If no report in 3 months appears in	When more than one year appears in	Number of repeat terms	Notes the officers that do not have an active	If no report at 12 months appears in red		
151048	Abuja Harmony	06/14/2022	Active	22	6	14	-8	-26.67%	28	2	0			N	M,SC	3	90+ Days	
143190	Abuja Mega	11/11/2020	Active	65	14	3	11	20.37%	52	2	0			N		0		\$4,550.00
Exc Award (06/30/2021, 06/30/2024)																		
109841	ABUJA METROPOLITAN	12/09/2010	Active	93	20	10	10	12.05%	81	4	0		2	N	T,M	0		\$2,240.00
Exc Award (06/30/2019, 06/30/2020, 06/30/2021)																		
129365	Abuja Municipal Centennial	11/14/2016	Active	41	20	7	13	46.43%	32	3	0			N		0		\$1,100.00
Exc Award (06/30/2021, 06/30/2023, 06/30/2024)																		
151769	Abuja Platinum	07/19/2022	Active	31	9	8	1	3.33%	28	3	0			R		0		\$1,300.00
153500	Abuja Supreme	04/04/2023	Active	27	0	0	0	0.00%	27		7			N	M,VP,SC	10		
100632	ABUJA UNITY	11/26/2007	Active	31	2	11	-9	-22.50%	40	3	0			N	VP	2		
Exc Award (06/30/2018, 06/30/2021, 06/30/2024)																		
150242	Awka Smithland	03/28/2022	Active(3)	7	10	17	-7	-50.00%	14	2	0		2	R	T	9		
109845	BONNY ISLAND	01/17/2011	Active	28	2	1	1	3.70%	27	14	2			N	S,SC	7		\$2,326.00
38403	CALABAR	04/29/1980	Active	33	1	12	-11	-25.00%	44	7	2				M,VP,SC	2		\$80.00
Exc Award (06/30/2020, 06/30/2021, 06/30/2024)																		
105387	CALABAR AKIN	04/28/2009	Active(1)	20	0	5	-5	-20.00%	25	3	0			N	P	2		
Exc Award (06/30/2020)																		
53848	CALABAR AKPABUYO ISLAND	11/24/1992	Active	36	3	6	-3	-7.69%	39	18	0			N	VP	2	90+ Days	
Exc Award (06/30/2023)																		
55693	CALABAR ATAKPA	05/11/1994	Active	41	5	0	5	13.89%	36		0			N		1		\$1,000.00
Exc Award (06/30/2020)																		
141612	Calabar Blue Circle	06/23/2020	Cancelled(8*)	0	5	15	-10	-100.00%	10	4	1		None		P,S,T,M,VP SC	6	90+ Days	
43052	CALABAR CANAAN CITY	09/15/1983	Active	39	1	6	-5	-11.36%	44	5	6		None	N	P,T,M,SC	3		\$1,200.00
Exc Award (06/30/2021, 06/30/2023, 06/30/2024)																		
116836	CALABAR CRYSTAL	05/29/2012	Active	20	0	5	-5	-20.00%	25	7	5			N	M,VP	5		
121337	Calabar Golden	02/17/2014	Status Quo(1)	20	0	0	0	0.00%	20		0				VP,SC	6	90+ Days	
53211	CALABAR MUNICIPAL	06/01/1992	Active	23	0	0	0	0.00%	23		0		None		P,M,VP,SC	1	90+ Days	
Exc Award (06/30/2024)																		



Club Health Assessment for District 404 A2 through May 2025

			Status	Membership							Reports					Finance		LCIF
Club Number	Club Name	Charter Date		Current Member Count	YTD Members Added	YTD Members Dropped	YTD Net Growth	YTD Net Growth%	Member Count 12 Months Ago	Avg. length of service for dropped members	Months Since Last MMR ***	Yrs. Since Last Officer Report	President Rotation	Vice President Reported ****	Months Since Last Activity Report ***	Account Balance	Donations for current Fiscal Year	
			Number of times on status quo within last two years	If below 15 members appears				If net loss is greater than 20% appears			If no report in 3 months appears in	When more than one year appears in	Number of repeat terms	Notes the officers that do not have an active	If no report at 12 months appears in red			
143728	Calabar Nightingale	12/03/2020	Active	6	0	9	-9	-60.00%	15	3	0			N	2			
64907	CALABAR PARADISE	01/07/2002	Status Quo(1)	24	1	0	1	4.35%	26		4			N	9	90+ Days		
108413	CALABAR TINAPA	05/24/2010	Active	50	2	6	-4	-7.41%	53	1	0			N	3		\$2,000.00	
	Exc Award (06/30/2024)																	
143723	Calabar Unique	12/08/2020	Active(1)	20	3	3	0	0.00%	20	4	0			R	7	90+ Days	\$70.00	
	Exc Award (06/30/2022)																	
140558	Ebonyi Golden	01/03/2020	Active(3)	18	0	0	0	0.00%	18		14		2		7			
134622	Eket Cedar	05/04/2018	Cancelled(8*)	0	0	16	-16	-100.00%	16	5	5	1	None		24+	90+ Days		
150374	Eket Metropolitan	05/23/2022	Active	17	5	1	4	30.77%	15	3	3		None		0	90+ Days		
119752	Eket Model	06/22/2013	Cancelled(8*)	0	0	8	-8	-100.00%	8	9	4		None		24+	90+ Days		
111190	EKET NOBLES	06/02/2011	Active	18	2	0	2	12.50%	17		3			N	6	90+ Days		
	Exc Award (06/30/2021)																	
99943	EKET OIL CITY	09/07/2007	Active	12	0	1	-1	-7.69%	17	12	1			N	9	90+ Days		
129244	Eket Unique Centennial	10/31/2016	Active(1)	5	0	1	-1	-16.67%	9	6	7				7			
140027	Enugu Metropolitan	10/11/2019	Active	24	9	7	2	9.09%	22	2	0			N	8			
	Exc Award (06/30/2020, 06/30/2024)																	
120459	Ibiono Ibom Royal	10/07/2013	Status Quo(2)	14	0	0	0	0.00%	14		14		3		19	90+ Days		
123861	Kaduna Kada City	12/29/2014	Status Quo(3)	11	0	0	0	0.00%	11		14	1	None		18	90+ Days		
123413	Kubwa Achievers	10/28/2014	Active(1)	32	2	19	-17	-34.69%	49	2	0			N	3		\$50.00	
116505	MAKURDI	04/27/2012	Cancelled(8*)	0	0	20	-20	-100.00%	20	7	7		None		19	90+ Days		
131525	Neni Centennial	06/23/2017	Active(2)	8	0	0	0	0.00%	8		12		2		N/A			
120591	New Calabar	10/29/2013	Active(2)	7	8	8	0	0.00%	23	5	0			R	6			
	Exc Award (06/30/2020)																	
115084	NIGER DELTA	09/12/2011	Status Quo(4)	19	2	1	1	5.56%	18	6	2		2	N	10	90+ Days		
83049	ORON ANCHOR TOWN NEW CENTURY	06/30/2004	Active(1)	16	0	5	-5	-23.81%	21	16	4			IP	19			
146629	Oron Down Town	06/14/2021	Active	8	1	3	-2	-20.00%	16	4	0		2		18	90+ Days		



Club Health Assessment for District 404 A2 through May 2025

			Status	Membership							Reports				Finance		LCIF
Club Number	Club Name	Charter Date		Current Member Count	YTD Members Added	YTD Members Dropped	YTD Net Growth	YTD Net Growth%	Member Count 12 Months Ago	Avg. length of service for dropped members	Months Since Last MMR ***	Yrs. Since Last Officer Report	President Rotation	Vice President Reported ****	Months Since Last Activity Report ***	Account Balance	Donations for current Fiscal Year
			Number of times on status quo within last two years	If below 15 members appears				If net loss is greater than 20% appears			If no report in 3 months appears in	When more than one year appears in	Number of repeat terms	Notes the officers that do not have an active	If no report at 12 months appears in red		
Exc Award (06/30/2022)																	
141453	Owerri Crystal	04/20/2020	Active	22	3	11	-8	-26.67%	30	2	0			N	8	90+ Days	
Exc Award (06/30/2022)																	
148514	Owerri Legends	10/01/2021	Active(1)	7	7	8	-1	-12.50%	8	3	0		2	M,VP	15		
61162	PORT HARCOURT CRYSTAL	09/28/1998	Active	63	3	4	-1	-1.56%	64	4	0			N	S	0	\$2,559.20
Exc Award (06/30/2021, 06/30/2022, 06/30/2023)																	
140559	Port Harcourt Golden	02/17/2020	Active	27	2	0	2	8.00%	32		1			N		3	\$1,250.00
Exc Award (06/30/2022, 06/30/2023)																	
143996	Port Harcourt Knights	12/17/2020	Active(1)	8	0	0	0	0.00%	13		10			N	M	8	90+ Days
51815	PORT HARCOURT METROPOLITLAN	06/12/1991	Status Quo(1)	10	0	0	0	0.00%	10		14		6	P,M,VP,SC	22	90+ Days	\$61.64
60898	PORT HARCOURT NEW GARDEN CITY	06/16/1998	Active	36	2	7	-5	-12.20%	41	7	2			N	M	1	\$700.00
Exc Award (06/30/2020)																	
102385	PORT HARCOURT OMEGA	06/12/2008	Active	20	2	7	-5	-20.00%	25	3	2		2	N		1	\$50.00
Exc Award (06/30/2024)																	
119754	Port Harcourt Pearls	06/25/2013	Active(2)	13	0	0	0	0.00%	12		11			N	M	5	90+ Days
148530	Umuahia Diamonds	12/07/2021	Cancelled(8*)	0	1	11	-10	-100.00%	10	2	8		None	P,S,T,M,VP SC	8	90+ Days	
63082	UYO	04/17/2000	Active	35	0	0	0	0.00%	35		2			N	M,SC	0	\$100.00
Exc Award (06/30/2024)																	
103491	UYO DIAMOND	09/23/2008	Active	21	4	0	4	23.53%	17		2			N		0	
86028	UYO METROPOLITANT	03/30/2005	Active	23	1	7	-6	-20.69%	38	4	1			N	M,SC	3	90+ Days \$2.00
Exc Award (06/30/2021)																	
139946	Uyo Oriental	10/01/2019	Status Quo(2)	3	0	0	0	0.00%	3		0		None	P,M,VP,SC	4	90+ Days	
136752	Uyo Precious Women	11/08/2018	Active	21	2	1	1	5.00%	20	0	9			P,M,VP,SC	22	90+ Days	
139898	Uyo Shelter Afrique	10/01/2019	Cancelled(8*)	0	1	21	-20	-100.00%	20	3	2		None	P,S,T,M,VP SC	7	90+ Days	
59349	WUSE ABUJA	04/09/1997	Active	103	7	4	3	3.00%	100	11	0			N		2	\$2,040.00
Exc Award (06/30/2019, 06/30/2020, 06/30/2021)																	



Club Health Assessment for District 404 A2 through May 2025

			Status	Membership							Reports					Finance	LCIF
Club Number	Club Name	Charter Date		Current Member Count	YTD Members Added	YTD Members Dropped	YTD Net Growth	YTD Net Growth%	Member Count 12 Months Ago	Avg. length of service for dropped members	Months Since Last MMR ***	Yrs. Since Last Officer Report	President Rotation	Vice President Reported ****	Months Since Last Activity Report ***	Account Balance	Donations for current Fiscal Year
			Number of times on status quo within last two years	If below 15 members appears				If net loss is greater than 20% appears			If no report in 3 months appears in	When more than one year appears in	Number of repeat terms	Notes the officers that do not have an active	If no report at 12 months appears in red		

Clubs Cancelled Previous Fiscal Year – Clubs Cancelled within last 12 months may be reinstated

Club Number	Club Name	Charter Date	Current Status*	Cancellation Date
153519	Abuja Crystal	05/24/2023	Cancelled(8*)	06/29/2024
134869	Calabar Royal Leo	06/20/2018	Cancelled(8*)	09/29/2023
143193	Makurdi Elites	11/26/2020	Cancelled(8*)	12/29/2023

Current Total Clubs Count	YTD New Clubs Count	YTD Cancelled Clubs Count	YTD Net Club Gain	Current Total Members Count	YTD Add	YTD Drop	YTD Net Growth	YTD Net Growth %	Member Count 12 Months Ago	Average Member Count Per Club	% of Clubs with less than 20 members	% No MMR in 3 Months	% No Officer Report in 12 Months	% of Clubs with balance 90+ days	Number of Clubs in Status Quo	% Status Quo Clubs in Financial Suspension	Number of Cancelled Clubs	Average Cancelled Club Age	Members Lost Due to Cancellation	% of Clubs Cancelled for Non-Financial Reasons
68	1	10	-9	1,650	280	484	-204	-11.00%	1,787	24	41%	35%	1%	43%	12	100%	10	7	155	-30%

* - P - Priority Club. Cancellation Reasons: 1-Objectives/conduct, 2-Non-active club, 5-Non-existing club, 6-Disbanding, 7-Merger, 8-Financial Suspension, 9-District/Multiple District Dues.

** - Abbreviation: P-President, S-Secretary, T-Treasurer, M-Member Chairperson, VP-First Vice President, MC-Communications Chairperson, SC-Service Chairperson

*** - Abbreviation: N/R - Never reported using the Lions Clubs website, N/A - Not applicable, No password registered for the Lions Clubs website.

**** - Abbreviation: N - New, IP - Immediate Past, R - Repeat.



Club Health Assessment for District 404 A3 through May 2025

			Status	Membership							Reports					Finance		LCIF			
Club Number	Club Name	Charter Date		Current Member Count	YTD Members Added	YTD Members Dropped	YTD Net Growth	YTD Net Growth%	Member Count 12 Months Ago	Avg. length of service for dropped members	Months Since Last MMR ***	Yrs. Since Last Officer Report	President Rotation	Vice President Reported ****	Months Since Last Activity Report ***	Account Balance	Donations for current Fiscal Year				
			Number of times on status quo within last two years	If below 15 members appears					If net loss is greater than 20% appears						If no report in 3 months appears in	When more than one year appears in	Number of repeat terms	Notes the officers that do not have an active	If no report in 12 months appears in red		
Clubs less than two years old																					
180913	Eko Excellence Virtual	03/21/2025	Newly Chartered	20	20	0	20	100.00%	0		2			M,VP,SC	N/A						
157956	Lagos Bright Minds Virtual	05/10/2024	Active	20	3	3	0	0.00%	20	1	1		R	M	0						
180639	Lagos Ikoyi Diamond	03/07/2025	Newly Chartered	31	31	0	31	100.00%	0		2		N		0						
157745	Lagos Magodo Prestige	05/30/2024	Active	20	6	6	0	0.00%	21	1	3			M,VP,SC	2						
181147	Lagos Pacific Pacesetters	05/12/2025	Newly Chartered	20	20	0	20	100.00%	0		0		N		N/R						
158099	Lekki Elites	04/25/2024	Active	20	0	0	0	0.00%	20		5		2	R	0						
Clubs more than two years old																					
151546	Ago Iwoye Diamond	09/26/2022	Active(1)	8	0	3	-3	-27.27%	11	2	5		N	S,M	6						
135729	Anthony Village Diamond	07/10/2018	Active(1)	24	3	17	-14	-36.84%	36	4	0		None	P,S,M,VP,SC	9						
Exc Award (06/30/2024)																					
134607	Anthony Village Emerald	05/01/2018	Active	28	3	0	3	12.00%	26		1		N		0						
Exc Award (06/30/2023)																					
135734	Anthony Village Mende Mega	07/10/2018	Active(2)	9	0	0	0	0.00%	13		11		3	M,VP,SC	9	90+ Days					
142770	Anthony Village NGChuks	08/31/2020	Active	21	1	0	1	5.00%	20		0			S,T,M,VP,SC	2						
119619	Anthony Village Ruby Stars	06/14/2013	Active(2)	8	0	0	0	0.00%	8		14	1	None	P,S,T,M,VP SC	18	90+ Days					
82245	ANTHONY VILLAGE SIMON	05/11/2004	Active(1)	10	0	0	0	0.00%	10		12			S,T,M,VP,SC	21	90+ Days					
125509	Arepo Golden	07/27/2015	Active	28	6	4	2	7.69%	26	3	5			S,T,M,VP,SC	5						
Exc Award (06/30/2022)																					
134957	Eko Centennial	06/13/2018	Active	20	2	0	2	11.11%	20		3		R	VP	5	90+ Days					
144162	Eti Osa Ambassadors	12/31/2020	Active(2)	8	3	3	0	0.00%	13	3	1			T,VP,SC	6						
134375	Gbagada General Hospital	05/04/2018	Active(1)	16	0	0	0	0.00%	16		7		N		14	90+ Days					
122763	Gbagada Jasmine	07/28/2014	Active	20	0	8	-8	-28.57%	28	3	4		N		0						
Exc Award (06/30/2017, 06/30/2019, 06/30/2020)																					
110793	IGBOGBO PLATINUM	06/07/2011	Active	26	5	1	4	18.18%	23	7	2			VP	2			\$250.00			



Club Health Assessment for District 404 A3 through May 2025

			Status	Membership							Reports					Finance		LCIF
Club Number	Club Name	Charter Date		Current Member Count	YTD Members Added	YTD Members Dropped	YTD Net Growth	YTD Net Growth%	Member Count 12 Months Ago	Avg. length of service for dropped members	Months Since Last MMR ***	Yrs. Since Last Officer Report	President Rotation	Vice President Reported ****	Months Since Last Activity Report ***	Account Balance	Donations for current Fiscal Year	
			Number of times on status quo within last two years	If below 15 members appears				If net loss is greater than 20% appears			If no report in 3 months appears in	When more than one year appears in	Number of repeat terms	Notes the officers that do not have an active	If no report at 12 months appears in red			
Exc Award (06/30/2023)																		
137190	Igbogbo Royal	02/17/2019	Active	17	5	3	2	13.33%	16	4	0			N	1		\$300.00	
43967	IJEBU ODE	05/17/1984	Active	16	2	0	2	14.29%	20		1			N	P,SC 10			
137645	Ijebu Ode Golden	03/20/2019	Active	18	4	12	-8	-30.77%	26	4	2			N	T,SC 7			
117024	IJEBU ODE CENTRAL	06/06/2012	Active	17	1	3	-2	-10.53%	19	8	0			N	3		\$200.00	
122764	Ikorodu Crystal	07/25/2014	Active(1)	5	1	0	1	25.00%	4		1		None	P,T,M,VP,SC	24+	90+ Days		
89515	IKORODU DIAMOND	10/27/2005	Active	30	0	2	-2	-6.25%	32	3	5			N	M 9		\$100.00	
Exc Award (06/30/2017, 06/30/2022)																		
41286	IKORODU DOYEN	04/12/1982	Active	65	9	9	0	0.00%	65	9	0			N	S,T 1		\$14,550.00	
Exc Award (06/30/2017, 06/30/2022, 06/30/20)																		
141600	Ikorodu Dynamics	05/29/2020	Active(1)	11	2	1	1	10.00%	10	4	0			N	5		\$100.00	
120332	Ikorodu Golden	09/12/2013	Active	52	6	1	5	10.64%	47	3	0			N	SC 4			
82872	IKORODU METROPOLITAN	06/28/2004	Active	49	6	6	0	0.00%	49	5	0			N	M 2		\$1,500.00	
Exc Award (06/30/2020, 06/30/2021, 06/30/20)																		
151935	Ikorodu Oga	08/26/2022	Active	21	5	3	2	10.53%	19	5	0			N	M 6			
151911	Ikorodu Peculiar	07/29/2022	Active	34	11	0	11	47.83%	27		0			N	0		\$50.00	
141601	Ikorodu Pioneer Virtual	06/10/2020	Active	15	1	1	0	0.00%	15	19	0			N	SC 5			
136342	Ikorodu Sapphire	01/14/2019	Active	11	4	1	3	37.50%	8	4	2				M,VP 6		\$200.00	
135516	Ikorodu Unique	07/11/2018	Active	23	1	1	0	0.00%	23	6	5			N	M 4			
122761	Ikota Royal	08/04/2014	Cancelled(8*)	0	9	19	-10	-100.00%	10	10	2		None	P,S,T,M,VP SC	24+	90+ Days		
110792	IPAKODO	06/07/2011	Active	23	3	8	-5	-17.86%	31	5	0			N	SC 10		\$1,000.00	
Exc Award (06/30/2023)																		
143221	Isheri Opic Golden	11/11/2020	Active	15	0	0	0	0.00%	18		11				VP,SC 0			
61649	LAGOS ACHIEVERS	03/19/1999	Active	41	3	0	3	7.89%	38		0			N	1	90+ Days	\$200.00	
Exc Award (06/30/2020)																		
27019	LAGOS DOYEN	12/21/1964	Active	16	0	0	0	0.00%	16		12		2	R	M,SC 0			
44156	LAGOS EKO	06/28/1984	Active	32	1	2	-1	-3.03%	33	12	1			N	6		\$740.00	



Club Health Assessment for District 404 A3 through May 2025

			Status	Membership							Reports					Finance		LCIF		
Club Number	Club Name	Charter Date		Current Member Count	YTD Members Added	YTD Members Dropped	YTD Net Growth	YTD Net Growth%	Member Count 12 Months Ago	Avg. length of service for dropped members	Months Since Last MMR ***	Yrs. Since Last Officer Report	President Rotation	Vice President Reported ****	Months Since Last Activity Report ***	Account Balance	Donations for current Fiscal Year			
			Number of times on status quo within last two years	If below 15 members appears					If net loss is greater than 20% appears					If no report in 3 months appears in	When more than one year appears in	Number of repeat terms	Notes the officers that do not have an active	If no report at 12 months appears in red		
Exc Award (06/30/2017)																				
144161	Lagos EveGreen	12/31/2020	Active(1)	32	13	3	10	45.45%	30	3	1		2	N	SC	5	90+ Days			
136354	Lagos Golden	09/24/2018	Active	15	2	2	0	0.00%	15	5	5			N	SC	0		\$1,100.00		
Exc Award (06/30/2019)																				
120342	Lagos Icon	02/11/2014	Active	40	0	0	0	0.00%	41		9			N		9		\$1,100.00		
Exc Award (06/30/2024)																				
48843	LAGOS IKOYI	07/07/1988	Active	68	21	26	-5	-6.85%	74	13	0			N		0				
Exc Award (06/30/2018, 06/30/2022)																				
148463	Lagos Ikoyi Elite	09/30/2021	Active	18	9	19	-10	-35.71%	25	3	0				M,VP	1				
116510	LAGOS MAGODO	05/09/2012	Active	20	0	12	-12	-37.50%	32	3	2			N	T,M	5		\$300.00		
Exc Award (06/30/2019)																				
140617	Lagos Phoenix	01/13/2020	Active	21	5	0	5	31.25%	16		3				VP	3		\$450.00		
Exc Award (06/30/2021, 06/30/2022, 06/30/2024)																				
153785	Lagos Red Pearl	05/02/2023	Active	14	3	0	3	27.27%	12		2			N		6				
58270	LAGOS UNIQUE	05/10/1996	Active	30	0	0	0	0.00%	30		0			N	T,M,VP	6				
117372	LEKKI PENINSULA	08/08/2012	Active	17	1	1	0	0.00%	17	12	1			N		0		\$300.00		
127832	Lekki-Admiralty	06/29/2016	Active	27	7	0	7	35.00%	20		2			N		9		\$2,100.00		
Exc Award (06/30/2024)																				
43054	MARINA	09/15/1983	Active(1)	11	0	0	0	0.00%	11		4			IP		18	90+ Days			
86027	PARK VIEW ESTATE	03/30/2005	Active(2)	15	0	0	0	0.00%	15		14		2		P,T,M,VP,SC	24+	90+ Days	\$50.00		
76066	SAGAMU METROPOLITAN	06/25/2003	Active	25	5	0	5	25.00%	24		0			N		1		\$1,000.00		
39951	VICTORIA ISLAND L C	05/11/1981	Active	25	1	1	0	0.00%	25	7	1			N		3		\$5,150.00		
134355	Yaba Centennial	05/09/2018	Active	27	0	1	-1	-3.57%	23	7	0			N		9	90+ Days			
Exc Award (06/30/2020, 06/30/2024)																				
38014	YABA L C	01/18/1980	Active	42	1	2	-1	-2.33%	40	21	0			N		0		\$100.00		
Exc Award (06/30/2018)																				



Club Health Assessment for District 404 A3 through May 2025

			Status	Membership						Reports				Finance	LCIF		
Club Number	Club Name	Charter Date		Current Member Count	YTD Members Added	YTD Members Dropped	YTD Net Growth	YTD Net Growth%	Member Count 12 Months Ago	Avg. length of service for dropped members	Months Since Last MMR ***	Yrs. Since Last Officer Report	President Rotation	Vice President Reported ****	Months Since Last Activity Report ***	Account Balance	Donations for current Fiscal Year
			Number of times on status quo within last two years	If below 15 members appears				If net loss is greater than 20% appears			If no report in 3 months appears in	When more than one year appears in	Number of repeat terms	Notes the officers that do not have an active	If no report at 12 months appears in red		

Clubs Cancelled Previous Fiscal Year – Clubs Cancelled within last 12 months may be reinstated

Club Number	Club Name	Charter Date	Current Status*	Cancellation Date
143122	Ikorodu Supreme	10/07/2020	Cancelled(8*)	09/29/2023
148462	Lagos Hybrid	09/30/2021	Cancelled(8*)	12/29/2023
53524	LAGOS LEKKI	07/17/1992	Cancelled(8*)	06/29/2024
151332	Mowe Vintage	06/20/2022	Cancelled(8*)	06/29/2024
125007	Yaba Golden	06/04/2015	Cancelled(8*)	06/29/2024

Current Total Clubs Count	YTD New Clubs Count	YTD Cancelled Clubs Count	YTD Net Club Gain	Current Total Members Count	YTD Add	YTD Drop	YTD Net Growth	YTD Net Growth %	Member Count 12 Months Ago	Average Member Count Per Club	% of Clubs with less than 20 members	% No MMR in 3 Months	% No Officer Report in 12 Months	% of Clubs with balance 90+ days	Number of Clubs in Status Quo	% Status Quo Clubs in Financial Suspension	Number of Cancelled Clubs	Average Cancelled Club Age	Members Lost Due to Cancellation	% of Clubs Cancelled for Non-Financial Reasons
56	3	1	2	1,315	245	184	61	4.86%	1,287	23	39%	34%	2%	20%	0	0%	1	59	19	-500%

* - P - Priority Club. Cancellation Reasons: 1-Objectives/conduct, 2-Non-active club, 5-Non-existing club, 6-Disbanding, 7-Merger, 8-Financial Suspension, 9-District/Multiple District Dues.

** - Abbreviation: P-President, S-Secretary, T-Treasurer, M-Member Chairperson, VP-First Vice President, MC-Communications Chairperson, SC-Service Chairperson

*** - Abbreviation: N/R - Never reported using the Lions Clubs website, N/A - Not applicable, No password registered for the Lions Clubs website.

**** - Abbreviation: N - New, IP - Immediate Past, R - Repeat.



Club Health Assessment for District 404 A4 through May 2025

Club Number	Club Name	Charter Date	Status	Membership							Reports					Finance	LCIF
				Current Member Count	YTD Members Added	YTD Members Dropped	YTD Net Growth	YTD Net Growth%	Member Count 12 Months Ago	Avg. length of service for dropped members	Months Since Last MMR ***	Yrs. Since Last Officer Report	President Rotation	Vice President Reported ****	Months Since Last Activity Report ***	Account Balance	Donations for current Fiscal Year
			Number of times on status quo within last two years	If below 15 members appears				If net loss is greater than 20% appears			If no report in 3 months appears	When more than one year appears in	Number of repeat terms	Notes the officers that do not have an active	If no report at 12 months red		
Clubs less than two years old																	
155283	Akure Diaspora Hybrid	07/21/2023	Active	15	0	6	-6	-28.57%	21	1	3			T,VP,SC	4	90+ Days	
155319	Akure Millennium Specialty	07/31/2023	Active	18	1	3	-2	-10.00%	20	2	0			N M	4		\$100.00
	Exc Award (06/30/2024)																
155363	Benin Etete Unique	08/08/2023	Active	26	1	0	1	4.00%	25		0			N	0		\$400.00
178642	Benin Kingdom	09/23/2024	Active	22	22	0	22	100.00%	0		2			N T	5		\$200.00
181266	Edo Heritage	03/21/2025	Newly Chartered	20	20	0	20	100.00%	0		2			N SC	0		
155327	Edo Prestige	07/26/2023	Active	16	1	10	-9	-36.00%	25	1	0			N M	4		\$300.00
181481	Edo Stainless	03/26/2025	Newly Chartered	20	20	0	20	100.00%	0		2			N	N/A		
180057	Ikare Diaspora	01/08/2025	Active	21	21	0	21	100.00%	0		4			VP,SC	N/R		
172143	Isoko Royal	06/11/2024	Active	26	6	0	6	30.00%	0		2		2	R	2		\$1,000.00
157438	Owo Diversity	02/20/2024	Status Quo(1)	15	5	11	-6	-28.57%	21	1	2		2	M,VP	7	90+ Days	
155316	Owo Made	07/21/2023	Active	17	0	3	-3	-15.00%	20	2	4			M,VP,SC	4		
157454	Owo Magbuligbe	02/23/2024	Status Quo(1)	18	0	0	0	0.00%	19		10		2	M,VP,SC	7	90+ Days	
172124	Owo Magbuligbe Diamond	06/12/2024	Status Quo(1)	20	0	0	0	0.00%	0		6			M,VP,SC	10	90+ Days	
171576	Owo Magbuligbe Supreme	06/05/2024	Status Quo(1)	18	0	0	0	0.00%	0		6		3	M,VP,SC	7	90+ Days	
Clubs more than two years old																	
134406	Agbor Metropolitan	05/09/2018	Active(2)	9	1	0	1	12.50%	8		2		None	P,S,T,M,VP SC	4	90+ Days	
82726	AKURE ALA	06/22/2004	Active	22	1	0	1	4.76%	24		3			P,VP	4		\$1,000.00
142542	Akure Emerald	08/17/2020	Status Quo(2)	9	0	1	-1	-10.00%	14	5	0		None	P,M,VP,SC	4	90+ Days	
149697	Akure Liberty	02/28/2022	Cancelled(8*)	0	1	9	-8	-100.00%	16	2	5		None	P,S,T,M,VP SC	7	90+ Days	
143660	Akure Metropolitan	11/23/2020	Status Quo(1)	9	0	0	0	0.00%	8		3		2	R	4	90+ Days	
45978	AKURE OWENA	03/10/1986	Active	26	5	0	5	23.81%	27		1			N	4		\$2,000.00
	Exc Award (06/30/2024)																
60630	AKURE OWENA GOLDEN	04/08/1998	Active	16	0	1	-1	-5.88%	20	5	0			M,VP,SC	4		\$1,020.00



Club Health Assessment for District 404 A4 through May 2025

			Status	Membership							Reports					Finance		LCIF
Club Number	Club Name	Charter Date		Current Member Count	YTD Members Added	YTD Members Dropped	YTD Net Growth	YTD Net Growth%	Member Count 12 Months Ago	Avg. length of service for dropped members	Months Since Last MMR ***	Yrs. Since Last Officer Report	President Rotation	Vice President Reported ****	Months Since Last Activity Report ***	Account Balance	Donations for current Fiscal Year	
			Number of times on status quo within last two years	If below 15 members appears				If net loss is greater than 20% appears			If no report in 3 months appears in	When more than one year appears in	Number of repeat terms	Notes the officers that do not have an active	If no report at 12 months appears in red			
Exc Award (06/30/2024)																		
150421	Akure Prestige Hybrid	04/05/2022	Active(1)	21	0	0	0	0.00%	21		3	1	None	P,S,T,M,VP SC	4			
122191	Akure Professionals	05/15/2014	Active	22	1	0	1	4.76%	21		3			N	4		\$20.00	
116777	AKURE SUNSHINE	05/09/2012	Active(1)	20	1	6	-5	-20.00%	25	3	1			N	P,SC	4		
122240	AKURE TOPAZ	05/16/2014	Active(1)	10	4	3	1	11.11%	10	7	0		2	R	S,M	4		
138510	Asaba Citadel	06/12/2019	Active	17	0	0	0	0.00%	11		4			N	S,M	4	90+ Days	
137191	Asaba Delight	01/17/2019	Active	12	0	3	-3	-20.00%	12	2	0			R		2	90+ Days	
108902	ASABA DIAMOND	07/15/2010	Active	21	4	9	-5	-19.23%	26	6	1				S,T,M,VP,SC	4	\$249.00	
Exc Award (06/30/2023)																		
149037	Asaba Esteemed	11/24/2021	Status Quo(1)	15	0	10	-10	-40.00%	10	1	3			N	SC	4	90+ Days	
108901	ASABA FIRST BIG HEART	07/13/2010	Active	30	6	11	-5	-14.29%	35	5	0			N	S,T,SC	4	90+ Days	
138511	Asaba Garnet	06/14/2019	Cancelled(8*)	0	0	15	-15	-100.00%	11	7	0		None		P,S,T,M,VP SC	4	90+ Days	
135590	Asaba Golden Heart	07/10/2018	Active(1)	6	0	1	-1	-14.29%	7	6	3				T,VP,SC	4	90+ Days	
135599	Asaba Jextoban	07/10/2018	Status Quo(1)	32	0	0	0	0.00%	32		11			N	T	4	90+ Days	
59919	ASABA NNEBISI CENTRAL	08/20/1997	Active	9	2	2	0	0.00%	9	8	4				M,VP,SC	4	90+ Days	
62659	ASABA PHASE II	01/10/2000	Active	36	3	2	1	2.86%	34	1	2			N	M,SC	4		
130516	Asaba Platinum	03/27/2017	Active	19	6	2	4	26.67%	15	5	1			N	M,SC	4		
130419	Benin Centennial	03/23/2017	Active	20	5	2	3	17.65%	25	5	4			N		4	\$50.00	
149699	Benin City Central	02/17/2022	Status Quo(2)	21	5	5	0	0.00%	20	3	3		2	N	T,M,SC	4	90+ Days	
153470	Benin Classic	03/27/2023	Active	21	11	11	0	0.00%	21	2	0				VP	0	\$50.00	
140687	Benin Egor	04/13/2020	Status Quo(2)	11	0	0	0	0.00%	11		7		None		P,S,T,M,VP SC	4	90+ Days	
139897	Benin Ekae Golden	09/29/2019	Active	38	11	6	5	15.15%	33	3	0		2	N		4	90+ Days	
140432	Benin Elites	01/13/2020	Active	28	1	0	1	3.70%	25		1			N		1	\$100.00	
Exc Award (06/30/2022)																		
141227	Benin Metropolitan	04/16/2020	Active	24	2	0	2	9.09%	22		0			N		2	\$100.00	
Exc Award (06/30/2024)																		



Club Health Assessment for District 404 A4 through May 2025

			Status	Membership							Reports					Finance		LCIF
Club Number	Club Name	Charter Date		Current Member Count	YTD Members Added	YTD Members Dropped	YTD Net Growth	YTD Net Growth%	Member Count 12 Months Ago	Avg. length of service for dropped members	Months Since Last MMR ***	Yrs. Since Last Officer Report	President Rotation	Vice President Reported ****	Months Since Last Activity Report ***	Account Balance	Donations for current Fiscal Year	
			Number of times on status quo within last two years	If below 15 members appears				If net loss is greater than 20% appears			If no report in 3 months appears in	When more than one year appears in	Number of repeat terms	Notes the officers that do not have an active	If no report at 12 months appears in red			
60361	BENIN OREGBENI	02/09/1998	Active(1)	31	3	9	-6	-16.22%	37	5	3			N	S	4		
63460	BENIN ROYAL	06/30/2000	Active	68	3	3	0	0.00%	81	4	1			N	P	4		\$50.00
Exc Award (06/30/2017, 06/30/2020)																		
144819	Benin Virtual	03/10/2021	Active	19	4	0	4	26.67%	20		1			N	S,SC	4		
140074	Edo Diamond	01/13/2020	Active	25	7	3	4	19.05%	27	3	0			N	VP,SC	4		
Exc Award (06/30/2021)																		
152911	Edo Platinum	03/08/2023	Active(1)	24	2	2	0	0.00%	24	2	0			R	T,M,SC	4		
144282	Edo Vintage	12/31/2020	Active	26	11	14	-3	-10.34%	29	2	2			IP		2		\$200.00
Exc Award (06/30/2023, 06/30/2024)																		
120313	Effurun Luminary	09/11/2013	Active(1)	13	1	5	-4	-23.53%	17	3	5			R	S,M,VP,SC	4	90+ Days	
138169	Effurun Royal	05/06/2019	Active	29	7	3	4	16.00%	25	5	0			N	P	4		\$1,050.00
138525	Kwale Brent	06/14/2019	Status Quo(3)	9	0	0	0	0.00%	9		8	1	None		P,S,T,M,VP SC VP	4	90+ Days	
118741	OKWE ACHIEVERS	02/14/2013	Active	11	4	0	4	57.14%	12		1			N		3	90+ Days	
Exc Award (06/30/2021)																		
139969	Ondo Prestige	01/13/2020	Status Quo(1)	13	0	0	0	0.00%	13		13		3	R	M,SC	4	90+ Days	
118796	ONDO QUEENS	02/18/2013	Active	23	0	0	0	0.00%	23		13	1	None		P,S,T,M,VP SC VP	4		
116451	ONDO ROYAL	04/06/2012	Active	20	5	1	4	25.00%	16	10	3					4		\$1,000.00
Exc Award (06/30/2016)																		
144159	Orogun Kingdom	03/16/2021	Active	16	2	1	1	6.67%	15	0	3		3	R	S,T,M,VP,SC	4	90+ Days	
134377	Ovia Doyen	05/20/2018	Status Quo(2)	19	0	1	-1	-5.00%	22	5	1		2		T,M,VP,SC	4	90+ Days	
122247	Owo Magbuligbe City	05/16/2014	Active(1)	8	0	0	0	0.00%	15		10		2		T,M,VP,SC	4	90+ Days	
144283	Owo Magbuligbe Unique	12/31/2020	Active	17	3	3	0	0.00%	19	1	0		2		P,T,M,VP,SC	7	90+ Days	
122282	Owo Royal	05/21/2014	Status Quo(1)	12	0	0	0	0.00%	12		7		2		T,M,VP,SC	4	90+ Days	
110657	UGBOWO NEW UGBOWO	04/22/2011	Active	24	1	1	0	0.00%	25	5	5			N		3		\$50.00
Exc Award (06/30/2018, 06/30/2020, 06/30/2021)																		
138388	Ughelli Ultimate	06/17/2019	Status Quo(1)	13	0	0	0	0.00%	13		5			N		8	90+ Days	\$10.00
137876	Uromi Royal	06/17/2019	Active	19	0	0	0	0.00%	19		6		2	N	S,M	10	90+ Days	



Club Health Assessment for District 404 A4 through May 2025

			Status								Membership								Reports				Finance		LCIF	
Club Number	Club Name	Charter Date		Current Member Count	YTD Members Added	YTD Members Dropped	YTD Net Growth	YTD Net Growth%	Member Count 12 Months Ago	Avg. length of service for dropped members	Months Since Last MMR ***	Yrs. Since Last Officer Report	President Rotation	Vice President Reported ****	Months Since Last Activity Report ***	Account Balance	Donations for current Fiscal Year									
			Number of times on status quo within last two years	If below 15 members appears				If net loss is greater than 20% appears			If no report in 3 months appears in	When more than one year appears in	Number of repeat terms	Notes the officers that do not have an active	If no report at 12 months appears in red											
130550	Warri Bir Centennial	03/27/2017	Status Quo(1)	13	0	2	-2	-13.33%	15	1	5			N	M,VP	8	90+ Days									
103473	WARRI CRYSTAL	10/14/2008	Active	24	0	1	-1	-4.00%	26	1	5			R	T,VP	5										
140075	Warri Integrity	10/17/2019	Active	30	9	0	9	42.86%	24		1			N		7		\$400.00								
135592	Warri Lachikk	07/10/2018	Status Quo(1)	16	0	1	-1	-5.88%	14	1	5		None		P,M,VP,SC	3	90+ Days	\$200.00								
82244	WARRI LIBERTY	05/11/2004	Active	21	1	10	-9	-30.00%	30	7	2			N		12		\$1,614.39								
Exc Award (06/30/2018, 06/30/2020)																										
61101	WARRI NEW WARRI SOUTH	08/24/1998	Status Quo(1)	20	0	0	0	0.00%	21		10			N	P	10	90+ Days									
136486	Warri Oil City	10/07/2018	Active	13	2	5	-3	-18.75%	16	3	0			N	M	1		\$600.00								
123834	Warri Opal	12/19/2014	Active	14	2	8	-6	-30.00%	20	6	4				M,VP,SC	8	90+ Days									
108215	WARRI RUBY	05/13/2010	Active(1)	33	0	0	0	0.00%	33		13				M,VP,SC	10										
Exc Award (06/30/2020)																										
125944	Warri Sapphire	10/09/2015	Active	28	4	1	3	12.00%	21	9	4			N		7										
Current Total Clubs Count	YTD New Clubs Count	YTD Cancelled Clubs Count	YTD Net Club Gain	Current Total Members Count	YTD Add	YTD Drop	YTD Net Growth	YTD Net Growth %	Member Count 12 Months Ago	Average Member Count Per Club	% of Clubs with less than 20 members	% No MMR in 3 Months	% No Officer Report in 12 Months	% of Clubs with balance 90+ days	Number of Clubs in Status Quo	% Status Quo Clubs in Financial Suspension	Number of Cancelled Clubs	Average Cancelled Club Age	Members Lost Due to Cancellation	% of Clubs Cancelled for Non-Financial Reasons						
72	4	2	2	1,447	238	206	32	2.26%	1,397	20	49%	51%	4%	46%	18	100%	2	4	24	0%						

* - P - Priority Club. Cancellation Reasons: 1-Objectives/conduct, 2-Non-active club, 5-Non-existing club, 6-Disbanding, 7-Merger, 8-Financial Suspension, 9-District/Multiple District Dues.

** - Abbreviation: P-President, S-Secretary, T-Treasurer, M-Member Chairperson, VP-First Vice President, MC-Communications Chairperson, SC-Service Chairperson

*** - Abbreviation: N/R - Never reported using the Lions Clubs website, N/A - Not applicable, No password registered for the Lions Clubs website.

**** - Abbreviation: N - New, IP - Immediate Past, R - Repeat.



Club Health Assessment for District 404 B2 through May 2025

			Status	Membership							Reports					Finance	LCIF
Club Number	Club Name	Charter Date		Current Member Count	YTD Members Added	YTD Members Dropped	YTD Net Growth	YTD Net Growth%	Member Count 12 Months Ago	Avg. length of service for dropped members	Months Since Last MMR ***	Yrs. Since Last Officer Report	President Rotation	Vice President Reported ****	Months Since Last Activity Report ***	Account Balance	Donations for current Fiscal Year
			Number of times on status quo within last two years	If below 15 members appears				If net loss is greater than 20% appears			If no report in 3 months appears in	When more than one year appears in	Number of repeat terms	Notes the officers that do not have an active	If no report at 12 months appears in red		
Clubs less than two years old																	
171900	Ekiti Kete	06/22/2024	Active	25	0	0	0	0.00%	0		1		2	R	2		
178575	Ekiti One Mind	09/18/2024	Active	27	28	1	27	100.00%	0	0	1			M,VP,SC	0		\$1,050.00
157461	Ekiti Splendor	04/11/2024	Active	20	1	12	-11	-35.48%	25	0	4		2	N	M,SC	9	\$50.00
181596	Eko Achievers	04/17/2025	Newly Chartered	20	20	0	20	100.00%	0		0			N		0	
182075	Eko Royal	05/05/2025	Newly Chartered	23	23	0	23	100.00%	0		0			N		N/R	
154612	Ife Cradles	06/15/2023	Status Quo(2)	14	5	2	3	27.27%	11	1	0			N	M	7	90+ Days
180898	Igbajo Achievers	03/04/2025	Newly Chartered	22	22	0	22	100.00%	0		0			M,VP,SC		0	\$20.00
154583	Lagos Alliance	06/15/2023	Active	7	0	2	-2	-22.22%	20	2	5		3	R	M	1	90+ Days
182161	Lagos Aviation	05/16/2025	Newly Chartered	46	46	0	46	100.00%	0		0			N	M,SC	N/A	
180153	Lagos British	12/27/2024	Active	30	31	1	30	100.00%	0	0	0			N	M	0	
157650	Lagos Cupid	05/28/2024	Active	30	13	7	6	25.00%	24	1	1		2	R		0	\$400.00
177347	Lagos Elites	09/02/2024	Active	23	31	8	23	100.00%	0	0	0				S,T,VP	2	\$50.00
157460	Lagos Hallmark	04/19/2024	Active	24	0	0	0	0.00%	23		1		2		M,VP,SC	3	90+ Days
179167	Lagos Indiana	10/18/2024	Active	23	28	5	23	100.00%	0	0	1			N	SC	0	\$1,050.00
180713	Lagos Noble Heart	02/14/2025	Active	20	20	0	20	100.00%	0		3			N	M	N/R	\$100.00
154615	Lagos Ogudu Royal	06/15/2023	Active	20	0	0	0	0.00%	20		23		None		P,S,T,M,VP SC	N/R	90+ Days
171930	Lagos Passionate	06/24/2024	Active	33	23	22	1	3.13%	0	1	0		2		M,VP,SC	0	
154680	Lagos Pelicans	06/15/2023	Status Quo(2)	20	0	0	0	0.00%	20		5				S,T,M,VP,SC	6	90+ Days
178583	Lagos Pride	09/19/2024	Active	20	21	1	20	100.00%	0	0	5			N		3	
182147	Lagos Radiant	05/09/2025	Newly Chartered	20	20	0	20	100.00%	0		0			N		0	
179534	LAGOS SHINING STAR	11/11/2024	Active	28	28	0	28	100.00%	0		0			N	M,SC	1	\$50.00
154584	Lagos United	06/02/2023	Active	20	3	6	-3	-13.04%	21	1	0			N	SC	0	\$1,746.84



Club Health Assessment for District 404 B2 through May 2025

Club Number	Club Name	Charter Date	Status	Membership							Reports					Finance	LCIF
				Current Member Count	YTD Members Added	YTD Members Dropped	YTD Net Growth	YTD Net Growth%	Member Count 12 Months Ago	Avg. length of service members	Months Since Last MMR ***	Yrs. Since Last Officer Report	President Rotation	Vice President Reported ****	Months Since Last Activity Report ***	Account Balance	Donations for current Fiscal Year
			Number of times on status quo within last two years	If below 15 members appears				If net loss is greater than 20% appears			If no report in 3 months appears	When more than one year appears in	Number of repeat terms	Notes the officers that do not have an active	If no report at 12 months red		
Exc Award (06/30/2024)																	
180599	Maryland Golden	01/31/2025	Active	20	23	3	20	100.00%	0	0	0			N	0		
Clubs more than two years old																	
149843	Ado Ekiti Unique	02/21/2022	Active	19	0	1	-1	-5.00%	19	3	0		2	N	1		
108797	ADO METROPOLITAN	06/25/2010	Active(2)	21	0	3	-3	-12.50%	24	7	0			R	SC	1	
Exc Award (06/30/2017)																	
63467	ADO-EKITI CENTRAL	06/30/2000	Active	24	1	0	1	4.35%	24		6			N	0		\$50.00
Exc Award (06/30/2023)																	
120274	Agidingbi	09/05/2013	Active(1)	13	0	0	0	0.00%	14		1				S,T,M,VP,SC	1	90+ Days
149405	Alausa SDEF	12/23/2021	Active(1)	18	7	3	4	28.57%	15	3	4			N	1		\$100.00
123546	Ede Royal	11/12/2014	Active(1)	21	8	7	1	5.00%	20	3	3			N	SC	1	
144756	Ekiti State University	12/31/2020	Status Quo(3)	23	0	0	0	0.00%	23		1			R	1	90+ Days	
Exc Award (06/30/2021)																	
134623	EKO LEGACY	06/15/2018	Active	53	13	8	5	10.42%	64	5	0			N	1		\$50.00
Exc Award (06/30/2020, 06/30/2021, 06/30/2022)																	
142110	Eko Prestigious	07/15/2020	Active	22	4	8	-4	-15.38%	26	4	3			N	0		\$50.00
150176	Erin Ile	03/29/2022	Status Quo(3)	11	0	0	0	0.00%	11		1				S,T,M,VP,SC	1	90+ Days
108903	IFE MODEL	07/13/2010	Active	20	0	0	0	0.00%	23		1			N	S,SC	1	90+ Days
143792	Ife Royale	12/17/2020	Status Quo(4)	19	5	5	0	0.00%	20	3	1			N	T,SC	1	90+ Days
38244	IKEJA	03/06/1980	Active	47	8	5	3	6.82%	42	13	0			N	0		\$3,250.00
Exc Award (06/30/2020)																	
133731	Ikeja Aviation	03/05/2018	Active(2)	10	2	0	2	25.00%	8		4		None	N	P,S,T,M,SC	8	90+ Days
129172	Ikeja Centennial	11/17/2016	Active	19	1	1	0	0.00%	19	4	3				VP	3	
Exc Award (06/30/2021)																	
134248	Ikeja Crystal	04/26/2018	Active	40	6	0	6	17.65%	40		5			N	M,SC	2	\$2,800.00
133749	Ikeja D Renaissance	03/07/2018	Active(1)	10	0	0	0	0.00%	10		1				S,T,M,VP,SC	1	90+ Days
102612	IKEJA D'IVY	06/26/2008	Active	15	0	0	0	0.00%	15		7			N	1		



Club Health Assessment for District 404 B2 through May 2025

			Status	Membership							Reports					Finance	LCIF
Club Number	Club Name	Charter Date		Current Member Count	YTD Members Added	YTD Members Dropped	YTD Net Growth	YTD Net Growth%	Member Count 12 Months Ago	Avg. length of service for dropped members	Months Since Last MMR ***	Yrs. Since Last Officer Report	President Rotation	Vice President Reported ****	Months Since Last Activity Report ***	Account Balance	Donations for current Fiscal Year
			Number of times on status quo within last two years	If below 15 members appears					If net loss is greater than 20% appears		If no report in 3 months appears in	When more than one year appears in	Number of repeat terms	Notes the officers that do not have an active	If no report at 12 months appears in red		
128839	Ikeja Dynamic	09/06/2016	Active	72	26	11	15	26.32%	54	4	0			N	0		\$9,800.00
Exc Award (06/30/2018, 06/30/2021, 06/30/2022)																	
101904	IKEJA EXCELLENCE	05/09/2008	Status Quo(2)	17	17	0	17	100.00%	16		1			M,VP,SC	1	90+ Days	
136149	Ikeja Exclusive	08/01/2018	Active	20	5	0	5	33.33%	16		7			N	0		\$50.00
Exc Award (06/30/2020, 06/30/2021)																	
53312	IKEJA GOLDEN	06/16/1992	Active	30	2	3	-1	-3.23%	31	5	0			N	SC	0	\$50.00
Exc Award (06/30/2021, 06/30/2022)																	
127208	IKEJA LASUTH	04/14/2016	Active(1)	6	0	0	0	0.00%	12		11		3	N	T,M,VP,SC	8	90+ Days
152919	Ikeja Legends	11/08/2022	Status Quo(4)	24	0	0	0	0.00%	24		16	1	None	P,S,T,M,VP SC	19	90+ Days	
65210	IKEJA METRO	04/01/2002	Active	95	9	29	-20	-17.39%	112	4	0			N		0	\$1,105.00
Exc Award (06/30/2020, 06/30/2021, 06/30/2022)																	
115070	IKEJA NEW ERA	02/10/2012	Active	49	18	8	10	25.64%	48	3	0			N		2	\$50.00
78808	IKEJA PEARL	05/20/2004	Active	26	8	0	8	44.44%	17		0		2	R		0	\$1,357.00
120186	Ikeja Platinum	08/29/2013	Active(2)	26	8	1	7	36.84%	18	0	4			N	SC	2	\$55.00
Exc Award (06/30/2021)																	
119997	Ikeja Unique	07/24/2013	Active	66	6	1	5	8.20%	58	3	0			N	SC	0	\$5,050.00
Exc Award (06/30/2020, 06/30/2022, 06/30/2023)																	
97501	IKEJA VIVA L'AMOUR	07/10/2006	Active	37	12	22	-10	-21.28%	53	5	2			N		0	\$7,050.00
Exc Award (06/30/2023)																	
151703	Ikeja Vive La Paix	07/20/2022	Active(1)	15	1	1	0	0.00%	15	3	4			N	M	1	\$150.00
142109	Ilobu Platinum	08/21/2020	Active(1)	15	15	0	15	100.00%	0		8			N	VP	24+	\$50.00
Exc Award (06/30/2021)																	
47107	ILORIN CENTRAL	03/27/1987	Active	27	2	1	1	3.85%	31	16	1				VP,SC	0	\$200.00
Exc Award (06/30/2020)																	
103322	ILORIN METROPOLITAN	07/28/2008	Active	14	0	2	-2	-12.50%	17	5	5			R	S	3	
141660	Ilorin Royal	06/20/2020	Active	17	3	1	2	13.33%	15	4	2			N		0	\$50.00
40978	ILUPEJU	02/23/1982	Active(1)	29	2	2	0	0.00%	33	4	1			N	M	0	\$1,000.00
Exc Award (06/30/2020)																	



Club Health Assessment for District 404 B2 through May 2025

			Status	Membership						Reports					Finance		LCIF	
Club Number	Club Name	Charter Date		Current Member Count	YTD Members Added	YTD Members Dropped	YTD Net Growth	YTD Net Growth%	Member Count 12 Months Ago	Avg. length of service for dropped members	Months Since Last MMR ***	Yrs. Since Last Officer Report	President Rotation	Vice President Reported ****	Months Since Last Activity Report ***	Account Balance	Donations for current Fiscal Year	
			Number of times on status quo within last two years	If below 15 members appears					If net loss is greater than 20% appears			If no report in 3 months appears in	When more than one year appears in	Number of repeat terms	Notes the officers that do not have an active	If no report at 12 months appears in red		
116499	ILUPEJU ACHIEVERS	04/02/2012	Active	23	8	0	8	53.33%	15		2		2	R	VP	8		\$100.00
Exc Award (06/30/2020)																		
59865	ILUPEJU DIAMOND	07/14/1997	Active	38	0	0	0	0.00%	40		0			N		0		\$50.00
Exc Award (06/30/2020, 06/30/2021)																		
150757	Iyin Royalty	05/19/2022	Active	20	0	0	0	0.00%	21		4			N	M,VP,SC	3	90+ Days	
Exc Award (06/30/2023)																		
119998	Lagos Apex	07/19/2013	Active	57	7	7	0	0.00%	56	4	0			N		2		\$1,050.00
Exc Award (06/30/2020, 06/30/2021, 06/30/2022)																		
88379	LAGOS CENTRAL	05/23/2005	Active	22	6	4	2	10.00%	20	11	3			N	SC	4		\$350.00
148920	Lagos City	11/17/2021	Active	14	1	0	1	7.69%	13		2				T,M,VP,SC	2		
136047	Lagos Eminent	08/07/2018	Active	27	10	0	10	58.82%	21		1				M,VP,SC	5		\$50.00
136385	Lagos Eminent Golden	09/18/2018	Active(1)	10	1	1	0	0.00%	13	7	0			N		0		\$50.00
146262	Lagos Esteem	05/28/2021	Active(1)	17	5	5	0	0.00%	17	3	0		2	N		1		\$50.00
150964	Lagos Exquisite	06/20/2022	Active(2)	17	6	4	2	13.33%	15	1	0			N		0		\$50.00
143828	Lagos Heritage	12/17/2020	Active(1)	27	16	9	7	35.00%	20	3	2				S,VP	1	90+ Days	
117714	LAGOS IDEAL	09/07/2012	Active	12	1	1	0	0.00%	13	13	2			N		7		\$50.00
143058	Lagos Imperial	10/09/2020	Active(1)	17	0	0	0	0.00%	20		1			N		1		\$50.00
123545	Lagos Integrity	11/04/2014	Active(1)	17	7	0	7	70.00%	16		0			N	M,SC	0		
147946	Lagos Knights of the Blind Cyber	09/08/2021	Status Quo(2)	11	1	0	1	10.00%	16		10			N		10	90+ Days	
Exc Award (06/30/2022)																		
151776	Lagos Legacy	07/19/2022	Active(1)	12	1	0	1	9.09%	21		7			R		7	90+ Days	
54237	LAGOS MAINLAND	03/15/1993	Active	10	1	4	-3	-23.08%	13	8	0			N		1		
153691	Lagos Marvel	03/30/2023	Active	26	4	1	3	13.04%	23	1	1			N		0		\$2,050.00
Exc Award (06/30/2023)																		
142051	Lagos Metropolitan	07/09/2020	Active	43	6	3	3	7.50%	40	2	3			N	M	2		\$200.00
Exc Award (06/30/2022, 06/30/2024)																		
143812	Lagos New Emerald	12/28/2020	Active	25	7	11	-4	-13.79%	29	3	0			N	M	3		\$3,000.00



Club Health Assessment for District 404 B2 through May 2025

			Status	Membership							Reports					Finance	LCIF
Club Number	Club Name	Charter Date		Current Member Count	YTD Members Added	YTD Members Dropped	YTD Net Growth	YTD Net Growth%	Member Count 12 Months Ago	Avg. length of service for dropped members	Months Since Last MMR ***	Yrs. Since Last Officer Report	President Rotation	Vice President Reported ****	Months Since Last Activity Report ***	Account Balance	Donations for current Fiscal Year
			Number of times on status quo within last two years	If below 15 members appears				If net loss is greater than 20% appears			If no report in 3 months appears in	When more than one year appears in	Number of repeat terms	Notes the officers that do not have an active	If no report at 12 months appears in red		
Exc Award (06/30/2021)																	
108209	LAGOS OREGUN	04/23/2010	Active(1)	15	2	0	2	15.38%	13		1		3	R	M,SC	3	90+ Days
145982	Lagos Pacific	05/28/2021	Active(1)	17	6	6	0	0.00%	21	2	0			N	SC	0	\$1,000.00
106111	LAGOS PADDLES	07/16/2009	Active	22	0	5	-5	-18.52%	27	9	6			N		5	\$1,100.00
153026	Lagos Primrose	12/09/2022	Active	14	5	3	2	16.67%	15	1	2			R	T,SC	1	
115244	LAGOS ROYAL	01/30/2012	Active(1)	10	2	7	-5	-33.33%	15	7	2				S,VP	9	90+ Days
Exc Award (06/30/2023)																	
153027	Lagos Splendor	11/22/2022	Active(1)	30	0	0	0	0.00%	19		11				VP	24+	90+ Days
154052	Lagos Sunshine	04/25/2023	Active	9	0	11	-11	-55.00%	20	2	5			N	SC	19	90+ Days
143814	Lagos Ultimate	12/28/2020	Active	15	2	7	-5	-25.00%	18	3	0			N	M	1	
Exc Award (06/30/2023, 06/30/2024)																	
45980	MARYLAND	03/11/1986	Active	39	3	1	2	5.41%	37	3	0			N		1	\$1,000.00
141256	Maryland Royal	03/25/2020	Active	23	3	0	3	15.00%	20		9			N		0	\$550.00
Exc Award (06/30/2022)																	
124170	Ogbomoso Ajilete	02/19/2015	Active(3)	10	0	0	0	0.00%	10		1				M,VP,SC	21	
136286	Ogbomoso Crown	09/06/2018	Active(2)	11	11	0	11	100.00%	14		2			N	SC	24	90+ Days
154134	Omole Amazing	05/30/2023	Active	20	3	1	2	11.11%	21	2	4		3	R	M	10	90+ Days
125392	Osogbo Central	07/17/2015	Status Quo(2)	11	0	0	0	0.00%	11		11				P,M,VP	24	90+ Days
97500	OSOGBO LIVINGSPRING	11/14/2006	Active	26	10	0	10	62.50%	16		4				VP,SC	6	
Exc Award (06/30/2021)																	
108208	OSOGBO METROPOLITAN	04/23/2010	Active	24	1	0	1	4.35%	27		7			N		5	
143794	Osun Classic	12/28/2020	Active	20	4	4	0	0.00%	22	4	3			N		2	
Exc Award (06/30/2021)																	
147655	Osun Dynamic	08/20/2021	Active	28	0	0	0	0.00%	28		1			N		0	\$50.00
145992	Osun Esteem	05/28/2021	Active	20	5	2	3	17.65%	19	1	0			N	M	5	
Exc Award (06/30/2022)																	
122759	Osun New Era	07/21/2014	Active	41	4	7	-3	-6.82%	49	5	0			N		2	\$950.00



Club Health Assessment for District 404 B2 through May 2025

			Status	Membership						Reports				Finance	LCIF		
Club Number	Club Name	Charter Date		Current Member Count	YTD Members Added	YTD Members Dropped	YTD Net Growth	YTD Net Growth%	Member Count 12 Months Ago	Avg. length of service for dropped members	Months Since Last MMR ***	Yrs. Since Last Officer Report	President Rotation	Vice President Reported ****	Months Since Last Activity Report ***	Account Balance	Donations for current Fiscal Year
			Number of times on status quo within last two years	If below 15 members appears				If net loss is greater than 20% appears			If no report in 3 months appears	When more than one year appears in	Number of repeat terms	Notes the officers that do not have an active	If no report at 12 months appears in red		
151714	Osun Noble	07/14/2022	Active(1)	7	0	0	0	0.00%	7		16	1	None	P,S,T,M,VP SC	21	90+ Days	

Clubs Cancelled Previous Fiscal Year – Clubs Cancelled within last 12 months may be reinstated

Club Number	Club Name	Charter Date	Current Status*	Cancellation Date
147045	Eko Unique	07/09/2021	Cancelled(8*)	12/29/2023
141286	Ikeja Harmony	06/17/2020	Cancelled(6*)	07/29/2023
143911	Lagos Classic	12/17/2020	Cancelled(8*)	11/29/2023
145981	Lagos Priceless	05/03/2021	Cancelled(8*)	12/29/2023
125435	Offa Unity	07/23/2015	Cancelled(8*)	01/29/2024
137325	Ogbomoso City	02/28/2019	Cancelled(8*)	08/29/2023

Current Total Clubs Count	YTD New Clubs Count	YTD Cancelled Clubs Count	YTD Net Club Gain	Current Total Members Count	YTD Add	YTD Drop	YTD Net Growth	YTD Net Growth %	Member Count 12 Months Ago	Average Member Count Per Club	% of Clubs with less than 20 members	% No MMR in 3 Months	% No Officer Report in 12 Months	% of Clubs with balance 90+ days	Number of Clubs in Status Quo	% Status Quo Clubs in Financial Suspension	Number of Cancelled Clubs	Average Cancelled Club Age	Members Lost Due to Cancellation	% of Clubs Cancelled for Non-Financial Reasons
100	13	0	13	2,382	724	297	427	21.84%	2,022	24	37%	36%	2%	27%	9	100%	0	0	0	0%

* - P - Priority Club. Cancellation Reasons: 1-Objectives/conduct, 2-Non-active club, 5-Non-existing club, 6-Disbanding, 7-Merger, 8-Financial Suspension, 9-District/Multiple District Dues.

** - Abbreviation: P-President, S-Secretary, T-Treasurer, M-Member Chairperson, VP-First Vice President, MC-Communications Chairperson, SC-Service Chairperson

*** - Abbreviation: N/R - Never reported using the Lions Clubs website, N/A - Not applicable, No password registered for the Lions Clubs website.

**** - Abbreviation: N - New, IP - Immediate Past, R - Repeat.



Club Health Assessment for District 404 B3 through May 2025

			Status	Membership							Reports					Finance		LCIF
Club Number	Club Name	Charter Date		Current Member Count	YTD Members Added	YTD Members Dropped	YTD Net Growth	YTD Net Growth%	Member Count 12 Months Ago	Avg. length of service for dropped members	Months Since Last MMR ***	Yrs. Since Last Officer Report	President Rotation	Vice President Reported ****	Months Since Last Activity Report ***	Account Balance	Donations for current Fiscal Year	
			Number of times on status quo within last two years	If below 15 members appears				If net loss is greater than 20% appears			If no report in 3 months appears in	When more than one year appears in	Number of repeat terms	Notes the officers that do not have an active	If no report at 12 months red			
Clubs less than two years old																		
182141	Abeokuta Glitz	05/29/2025	Newly Chartered	21	21	0	21	100.00%	0		0			N	M,SC	N/A		
176908	Alimosho Golden	08/16/2024	Active	30	30	0	30	100.00%	0		1			IP	SC	2		
179870	Ifo Pacesetters	12/09/2024	Active	24	24	0	24	100.00%	0		2			N		0	\$100.00	
157104	Igbein Pacesetter	04/04/2024	Active	16	5	9	-4	-20.00%	21	1	0		2	N	VP,SC	1	\$35.00	
181083	Ijemo Diamond	02/27/2025	Active	21	21	0	21	100.00%	0		3			N	M	N/A		
157480	Ipara County	06/19/2024	Active	20	0	0	0	0.00%	0		11		None		P,S,T,M,VP SC	N/A	90+ Days	
181540	Itori Pacesetters	03/26/2025	Newly Chartered	21	21	0	21	100.00%	0		2				M,VP,SC	N/A	\$1,000.00	
172011	Jericho Gold	06/11/2024	Active	16	9	13	-4	-20.00%	0	0	4		2		M,VP,SC	6	90+ Days	
155285	Lagos Dynamic	07/21/2023	Active	33	3	0	3	10.00%	30		0			N		1	\$483.00	
174452	Lagos Harmony Pride	07/08/2024	Active	20	20	0	20	100.00%	0		9			N	M,SC	1	\$25.00	
154543	Lagos Kola Shodipo	06/20/2023	Active	9	1	0	1	12.50%	20		1			N		1		
171859	Lemode County	06/07/2024	Active(1)	20	0	0	0	0.00%	0		11		None		P,S,T,M,VP SC	7	90+ Days	
156179	Ogun Sapphire	12/21/2023	Active	15	0	0	0	0.00%	26		11		2	R		0	90+ Days	
154184	Onipanu Caring Hearts	06/28/2023	Cancelled(8*)	0	0	23	-23	-100.00%	23	1	5		None		P,S,T,M,VP SC	N/R	90+ Days	
Clubs more than two years old																		
103705	ABEOKUTA CORAL	10/06/2008	Active	44	4	1	3	7.32%	47	5	5			N	M	1	\$550.00	
144287	Abeokuta Crystal	01/04/2021	Active(2)	18	0	0	0	0.00%	19		0			N	S,T,SC	1	90+ Days	
153117	Abeokuta Diamond	05/17/2023	Active	23	10	3	7	43.75%	22	2	0			N		2	\$200.00	
142275	Abeokuta Harmony	08/17/2020	Active	24	2	5	-3	-11.11%	34	3	3			N	M,SC	1	90+ Days	
143366	Abeokuta Royal	11/17/2020	Active	18	4	3	1	5.88%	19	4	0			N		0	\$100.00	
65068	ABEOKUTA UNIQUE	03/14/2002	Active	29	2	4	-2	-6.45%	36	5	1			N	M	0	\$120.00	
Exc Award (06/30/2023)																		
152367	Abule Egba Diamond	09/09/2022	Active	24	6	3	3	14.29%	21	2	2			N	T,SC	1	\$200.00	



Club Health Assessment for District 404 B3 through May 2025

Club Number	Club Name	Charter Date	Status	Membership							Reports					Finance	LCIF
				Current Member Count	YTD Members Added	YTD Members Dropped	YTD Net Growth	YTD Net Growth%	Member Count 12 Months Ago	Avg. length of service for dropped members	Months Since Last MMR ***	Yrs. Since Last Officer Report	President Rotation	Vice President Reported ****	Months Since Last Activity Report ***	Account Balance	Donations for current Fiscal Year
			Number of times on status quo within last two years	If below 15 members appears				If net loss is greater than 20% appears			If no report in 3 months appears in	When more than one year appears in	Number of repeat terms	Notes the officers that do not have an active	If no report at 12 months red		
147930	Abule Egba Platinum	08/31/2021	Active(1)	29	8	19	-11	-27.50%	40	2	0			N	0		
117713	AGBADO OKEODO INTEGRITY	09/10/2012	Active	27	4	2	2	8.00%	25	4	5			N	SC	1	
137067	Agege Diamond	01/02/2019	Active(1)	30	6	6	0	0.00%	30	5	1			N		1	90+ Days
61939	AGEGE DOPEMU	05/17/1999	Active	35	2	2	0	0.00%	37	14	4			N	P,M,SC	7	\$100.00
65078	AGODI	03/19/2002	Active	10	3	0	3	42.86%	10		7		2		M,VP,SC	7	\$50.00
76096	AYOBO ROYAL	08/29/2003	Active(1)	11	0	0	0	0.00%	11		19	1	None		P,S,T,M,VP SC	2	90+ Days
125142	Baruwa Unique	06/18/2015	Active(1)	13	0	0	0	0.00%	13		24	1	None		P,S,T,M,VP SC	2	90+ Days
100282	BODIJA JEWELS	10/01/2007	Active	21	0	0	0	0.00%	21		11			N	M	0	90+ Days
129683	Ewekoro Pacesetters	12/21/2016	Active	26	8	2	6	30.00%	20	6	2				VP,SC	0	\$1,120.00
45263	IBADAN BODIJA	06/11/1985	Active	34	2	7	-5	-12.82%	39	4	0			R		0	\$1,025.00
122760	Ifako Diamond	08/27/2014	Active	20	0	0	0	0.00%	20		8			N		1	\$1,000.00
143833	Ilaro Oronna	12/17/2020	Active(3)	17	0	0	0	0.00%	17		4		3		T,M,VP,SC	2	90+ Days
56015	IPAJA	07/20/1994	Active	29	1	8	-7	-19.44%	36	14	4			N	M,SC	1	90+ Days
56893	IPAJA CENTRAL	04/25/1995	Active	22	0	0	0	0.00%	22		0			N		8	\$50.00
Exc Award (06/30/2024)																	
135817	Ipaja Emerald	07/12/2018	Active	27	5	4	1	3.85%	26	3	5			N	S,M	2	90+ Days
Exc Award (06/30/2024)																	
142732	Ipaja Glitters	12/31/2020	Active(1)	9	1	3	-2	-18.18%	11	2	5			N	M	6	90+ Days
143173	Ipaja Sparkling	12/30/2020	Active(1)	15	2	2	0	0.00%	15	3	0			N		8	90+ Days
135819	Isheri Crystal	07/12/2018	Active	36	13	1	12	50.00%	24	3	3			N		0	\$1,060.00
103627	ISHERI HOST	09/09/2008	Active	37	12	0	12	48.00%	25		1			N	SC	0	\$2,650.00
98390	ISHERI PLATINUM	02/09/2007	Active	36	1	1	0	0.00%	39	3	0			N		0	\$150.00
Exc Award (06/30/2022)																	
120021	Itele Golden	07/22/2013	Active	28	6	1	5	21.74%	24	3	2			N	M	2	\$820.00
145116	Jericho	02/15/2021	Active	17	6	1	5	41.67%	13	1	0			N	T	2	90+ Days
144285	Konifewo	12/30/2020	Active	22	2	5	-3	-12.00%	27	2	5			N		0	\$1,050.00



Club Health Assessment for District 404 B3 through May 2025

Club Number	Club Name	Charter Date	Status	Membership							Reports					Finance	LCIF
				Current Member Count	YTD Members Added	YTD Members Dropped	YTD Net Growth	YTD Net Growth%	Member Count 12 Months Ago	Avg. length of service for dropped members	Months Since Last MMR ***	Yrs. Since Last Officer Report	President Rotation	Vice President Reported ****	Months Since Last Activity Report ***	Account Balance	Donations for current Fiscal Year
			Number of times on status quo within last two years	If below 15 members appears				If net loss is greater than 20% appears			If no report in 3 months appears	When more than one year appears in	Number of repeat terms	Notes the officers that do not have an active	If no report at 12 months appears in red		
62313	LAGOS AKOWONJO	08/16/1999	Active	69	18	5	13	23.21%	63	9	1			N	SC	0	\$150.00
60343	LAGOS ALAGBADO	02/02/1998	Active	24	5	1	4	20.00%	22	13	1		2	R	S,SC	4	\$950.00
63509	LAGOS EGBEDA	08/08/2000	Active	42	6	0	6	16.67%	38		1			N		1	\$5,050.00
Exc Award (06/30/2020)																	
151959	Lagos Egbeda Golden	07/28/2022	Active	29	11	0	11	61.11%	25		5			N	SC	1	\$1,000.00
149029	Lagos Iconic	12/31/2021	Active(1)	20	0	0	0	0.00%	20		10		2	N	SC	2	\$25.00
123901	Lagos Legend	12/30/2014	Active	30	5	4	1	3.45%	29	7	0			N		7	\$150.00
126149	Lagos PDG Yinka Bolarinwa	11/18/2015	Active	7	1	0	1	16.67%	6		1		2		T,M,VP,SC	2	90+ Days
Exc Award (06/30/2023)																	
132214	Lagos Peridot	04/26/2018	Active	11	1	1	0	0.00%	11	3	6				M,VP	1	
120023	Lagos Platinum Heritage	07/22/2013	Active	65	9	1	8	14.04%	57	7	1			N		1	\$5,320.00
Exc Award (06/30/2023)																	
142124	Lagos Royal Elites	09/01/2020	Active	21	0	0	0	0.00%	25		1			N	M	1	90+ Days
75987	LAGOS SHASHA	06/20/2003	Active	13	1	0	1	8.33%	14		0				T,M,VP	2	\$75.00
134662	Lagos Synergy	05/15/2018	Active	34	4	2	2	6.25%	35	4	0			N		0	\$60.00
151111	Lagos Synergy Golden	06/20/2022	Active	22	0	0	0	0.00%	22		7			N	M	5	\$60.00
151140	Lagos Treasure Base	06/17/2022	Active(1)	18	0	0	0	0.00%	18		24	1	None		P,S,T,M,VP SC	2	90+ Days
64964	LAGOS UNITY ESTATE	01/30/2002	Active	43	2	0	2	4.88%	42		2			N	M	1	\$250.00
127332	Lagos Valiant	01/18/2017	Active	20	4	0	4	25.00%	16		5			R	T,M	2	90+ Days
146389	Obada Sparkling	06/19/2021	Active(1)	20	4	3	1	5.26%	19	2	4			N		1	90+ Days
151266	Ogun Frontiers	06/20/2022	Active	25	3	3	0	0.00%	29	2	0			N		2	\$900.00
144097	Ogun Glamour	12/31/2020	Active(2)	11	3	0	3	37.50%	9		3			N	T,M,SC	2	90+ Days
136330	Ogun Platinum Heritage	09/04/2018	Active	19	1	1	0	0.00%	21	0	10			N	T	8	90+ Days
143939	Ologuneru Integrity	12/30/2020	Active	18	4	0	4	28.57%	15		0			N	VP	2	\$50.00
151107	Orile Alagbado	06/17/2022	Active(1)	22	3	3	0	0.00%	22	2	0			N	M,SC	0	90+ Days
141680	Orile Erinko Community	06/18/2020	Active(1)	11	2	11	-9	-45.00%	20	2	1			N		6	



Club Health Assessment for District 404 B3 through May 2025

INTERNATIONAL

Club Number	Club Name	Charter Date	Status	Membership							Reports				Finance	LCIF	
				Current Member Count	YTD Members Added	YTD Members Dropped	YTD Net Growth	YTD Net Growth%	Member Count 12 Months Ago	Avg. length of service for dropped members	Months Since Last MMR ***	Yrs. Since Last Officer Report	President Rotation	Vice President Reported ****	Months Since Last Activity Report ***	Account Balance	Donations for current Fiscal Year
			Number of times on status quo within last two years	If below 15 members appears				If net loss is greater than 20% appears			If no report in 3 months appears in	When more than one year appears in	Number of repeat terms	Notes the officers that do not have an active	If no report at 12 months appears in red		
106894	OTA COUNTY Exc Award (06/30/2020)	11/17/2009	Active	37	8	11	-3	-7.50%	42	7	0			N	2	90+ Days	\$500.00
96864	OTA ESTEEM Exc Award (06/30/2021)	04/25/2006	Active	27	2	1	1	3.85%	30	2	0			N	0		\$700.00
137107	Ota Housing Estate Exc Award (06/30/2021)	01/02/2019	Active	26	9	9	0	0.00%	26	3	2			M,VP,SC	1		\$20.00
134136	Ota Silva	03/26/2018	Active(2)	12	0	0	0	0.00%	17		3		None	P,M,VP,SC	7		\$50.00
103320	PONLE GOLDEN	07/22/2008	Active	35	11	1	10	40.00%	25	0	0		None	N	P,VP	1	\$1,200.00

Clubs Cancelled Previous Fiscal Year – Clubs Cancelled within last 12 months may be reinstated

Club Number	Club Name	Charter Date	Current Status*	Cancellation Date
153908	Abeokuta Erudites	04/19/2023	Cancelled(8*)	06/29/2024
148832	Iseyin Integrity	10/31/2021	Cancelled(8*)	06/29/2024
150948	Lagos Cedar	06/10/2022	Cancelled(8*)	06/29/2024
142990	Oshodi Diamond	10/07/2020	Cancelled(8*)	12/29/2023
134961	Ota Prestige	06/07/2018	Cancelled(8*)	12/29/2023
111390	OTA WEST	06/15/2011	Cancelled(8*)	12/29/2023
153205	Satellite Golden	06/20/2023	Cancelled(8*)	05/29/2024

Current Total Clubs Count	YTD New Clubs Count	YTD Cancelled Clubs Count	YTD Net Club Gain	Current Total Members Count	YTD Add	YTD Drop	YTD Net Growth	YTD Net Growth %	Member Count 12 Months Ago	Average Member Count Per Club	% of Clubs with less than 20 members	% No MMR in 3 Months	% No Officer Report in 12 Months	% of Clubs with balance 90+ days	Number of Clubs in Status Quo	% Status Quo Clubs in Financial Suspension	Number of Cancelled Clubs	Average Cancelled Club Age	Members Lost Due to Cancellation	% of Clubs Cancelled for Non-Financial Reasons
71	6	1	5	1,728	382	185	197	12.87%	1,581	24	31%	44%	4%	35%	0	0%	1	29	23	-700%

* - P - Priority Club. Cancellation Reasons: 1-Objectives/conduct, 2-Non-active club, 5-Non-existing club, 6-Disbanding, 7-Merger, 8-Financial Suspension, 9-District/Multiple District Dues.

** - Abbreviation: P-President, S-Secretary, T-Treasurer, M-Member Chairperson, VP-First Vice President, MC-Communications Chairperson, SC-Service Chairperson

*** - Abbreviation: N/R - Never reported using the Lions Clubs website, N/A - Not applicable, No password registered for the Lions Clubs website.

**** - Abbreviation: N - New, IP - Immediate Past, R - Repeat.



Club Health Assessment for District 404 B4 through May 2025

			Status	Membership							Reports					Finance	LCIF	
Club Number	Club Name	Charter Date		Current Member Count	YTD Members Added	YTD Members Dropped	YTD Net Growth	YTD Net Growth%	Member Count 12 Months Ago	Avg. length of service for dropped members	Months Since Last MMR ***	Yrs. Since Last Officer Report	President Rotation	Vice President Reported ****	Months Since Last Activity Report ***	Account Balance	Donations for current Fiscal Year	
			Number of times on status quo within last two years	If below 15 members appears					If net loss is greater than 20% appears		If no report in 3 months appears in	When more than one year appears in	Number of repeat terms		Notes the officers that do not have an active	If no report at 12 months appears in red		
Clubs less than two years old																		
180612	Abeokuta Premium	04/25/2025	Newly Chartered	20	20	0	20	100.00%	0		1			N	T	N/R	90+ Days	\$10.00 \$1,270.00 \$50.00
156234	Abeokuta Progressive	12/13/2023	Status Quo(2)	20	0	0	0	0.00%	20		2			N	M	N/R		
179202	Ebute Metta Railway Compound	04/17/2025	Newly Chartered	20	20	0	20	100.00%	0		1			N	M,SC	N/R		
157686	Ibadan Olam Legacy Cyber	04/11/2024	Active	24	8	4	4	20.00%	20	0	2		2	N	SC	8		
157957	Lagos Aviators	05/14/2024	Active	38	20	10	10	35.71%	26	0	0		2	N	SC	0		
157872	Lagos Golden Hearts	04/08/2024	Active	32	3	0	3	10.34%	28		1			N		2	90+ Days	\$50.00
154613	Lagos Okota Legend	06/20/2023	Status Quo(2)	24	3	0	3	14.29%	21		5			N	M	0		
156907	Lagos Renewed Yinka Bolarinwa	12/22/2023	Active	58	8	2	6	11.54%	52	3	0			N	S	1		
155563	Ogun Exclusive Glamour	09/26/2023	Status Quo(1)	15	0	9	-9	-37.50%	24	1	6			N	T	14		
176295	Ogun Housing Estate Ota	09/30/2024	Active	21	21	0	21	100.00%	0		5			N	SC	N/A		
179200	Oluyole Dynamic	04/25/2025	Newly Chartered	20	20	0	20	100.00%	0		0			N		N/R	90+ Days	\$50.00
179195	Ota Caring Hearts	05/02/2025	Newly Chartered	20	20	0	20	100.00%	0		0			N		N/R		
177839	Ota Central	10/03/2024	Active	25	25	0	25	100.00%	0		1			N		0		
157695	Ota Royal	05/22/2024	Active	20	2	2	0	0.00%	20	1	1		2		M,VP,SC	0		
157103	Ota West Caring Hearts	06/22/2024	Active	25	3	0	3	13.64%	0		0		2	N		1		
Clubs more than two years old																		
39839	ABEOKUTA	04/16/1981	Active	60	2	2	0	0.00%	60	4	1			N		0	\$3,050.00	
Exc Award (06/30/2021)																		
151829	Abeokuta Emerald	09/05/2022	Active	21	3	2	1	5.00%	20	2	5			N	T	3		
127910	Abeokuta Jewels	06/30/2016	Active	15	0	0	0	0.00%	17		1			N		8		
142493	Abeokuta Ruby	08/17/2020	Active	19	4	14	-10	-34.48%	29	3	1			N	SC	0		
145582	Abeokuta Triumphant	03/18/2021	Status Quo(1)	31	10	11	-1	-3.13%	32	2	6			N		16	90+ Days	



Club Health Assessment for District 404 B4 through May 2025

			Status	Membership							Reports					Finance		LCIF
Club Number	Club Name	Charter Date		Current Member Count	YTD Members Added	YTD Members Dropped	YTD Net Growth	YTD Net Growth%	Member Count 12 Months Ago	Avg. length of service for dropped members	Months Since Last MMR ***	Yrs. Since Last Officer Report	President Rotation	Vice President Reported ****	Months Since Last Activity Report ***	Account Balance	Donations for current Fiscal Year	
			Number of times on status quo within last two years	If below 15 members appears				If net loss is greater than 20% appears			If no report in 3 months appears in	When more than one year appears in	Number of repeat terms	Notes the officers that do not have appears in an active	If no report at 12 months red			
62769	AJAO ESTATE	02/08/2000	Active	53	12	1	11	26.19%	45	6	1			R	0		\$100.00	
135854	Akobo Integrity	07/11/2018	Active	46	8	5	3	6.98%	44	4	5			N	2	90+ Days	\$150.00	
	Exc Award (06/30/2019)																	
141413	Amuwo Elite	06/23/2020	Active	18	5	7	-2	-10.00%	23	2	1			N	8			
125581	Amuwo-Odofoin Unique	08/12/2015	Active	19	5	3	2	11.76%	17	2	0		4	M,VP,SC	24+		\$50.00	
119996	Apapa Modern	07/30/2013	Active	31	0	4	-4	-11.43%	35	5	5			M,VP,SC	2		\$150.00	
125331	Badagry	07/10/2015	Active	30	11	3	8	36.36%	22	1	0		2	N	M	3	90+ Days	
144284	Egba Agura	12/31/2020	Status Quo(2)	18	0	0	0	0.00%	23		3			P,M,VP,SC	21	90+ Days		
144891	Egba Legend	01/21/2021	Active	23	0	0	0	0.00%	24		10			N	2			
153328	Eleyele Exclusive	12/26/2022	Active	14	0	0	0	0.00%	26		0			N	2			
151777	Festac Exclusive	07/26/2022	Active(1)	23	4	0	4	21.05%	23		2			N	6			
150947	Gowon Estate	06/08/2022	Status Quo(1)	8	0	0	0	0.00%	13		10			S,T,M,VP,SC	0	90+ Days		
38404	IBADAN DOYEN	04/29/1980	Active(1)	12	0	0	0	0.00%	20		11			T,M,VP	24+		\$50.00	
54754	IBADAN HILL-TOP	07/06/1993	Active	23	9	3	6	35.29%	17	2	0			N	M	1		
61362	IBADAN METROPOLITAN	12/14/1998	Active(1)	12	0	0	0	0.00%	12		6		2	T,M,VP,SC	24+	90+ Days		
149009	Ibadan Mokola Heritage	11/16/2021	Active(1)	15	5	11	-6	-28.57%	21	3	1		2	T,M,VP,SC	2		\$1,000.00	
106136	IDIMU SILVA	07/23/2009	Active(1)	14	1	0	1	7.69%	13		4			M,VP,SC	20		\$50.00	
101905	IFO UNITY	05/09/2008	Status Quo(2)	18	0	0	0	0.00%	22		11		None	P,T,M,VP,SC	24+	90+ Days		
119999	Ikotun Golden	07/30/2013	Active	23	8	4	4	21.05%	19	3	4			N	P	0		
	Exc Award (06/30/2020)																	
125423	Itele Pearls	07/22/2015	Active	24	5	5	0	0.00%	24	2	1		2	VP,SC	0			
126830	Lagos Diamond	02/19/2016	Active	40	15	6	9	29.03%	31	4	1			N	0			
147926	Lagos Diamond Heritage	08/18/2021	Active	30	6	4	2	7.14%	35	3	1		2	N	2			
132216	Lagos Festac	07/12/2017	Status Quo(2)	14	19	22	-3	-17.65%	22	3	2		2	N	24+	90+ Days		
63160	LAGOS IDIMU	05/11/2000	Active	23	7	3	4	21.05%	20	3	1			N	M	0	\$50.00	
	Exc Award (06/30/2023)																	



Club Health Assessment for District 404 B4 through May 2025

			Status	Membership							Reports					Finance		LCIF
Club Number	Club Name	Charter Date		Current Member Count	YTD Members Added	YTD Members Dropped	YTD Net Growth	YTD Net Growth%	Member Count 12 Months Ago	Avg. length of service for dropped members	Months Since Last MMR ***	Yrs. Since Last Officer Report	President Rotation	Vice President Reported ****	Months Since Last Activity Report ***	Account Balance	Donations for current Fiscal Year	
			Number of times on status quo within last two years	If below 15 members appears				If net loss is greater than 20% appears			If no report in 3 months appears in	When more than one year appears in	Number of repeat terms	Notes the officers that do not have an active	If no report at 12 months red			
143327	Lagos Ilasamaja	11/17/2020	Active(1)	20	5	8	-3	-13.04%	23	4	0			M,VP,SC	1	90+ Days		
141231	Lagos Ire Akari	04/02/2020	Active	26	5	5	0	0.00%	33	3	4			N	0	90+ Days	\$50.00	
Exc Award (06/30/2021, 06/30/2023)																		
41434	LAGOS ISOLO	05/06/1982	Active	85	13	15	-2	-2.30%	93	5	1			N	0		\$1,050.00	
Exc Award (06/30/2021, 06/30/2023)																		
142052	Lagos Isolo Diamond	08/19/2020	Active(2)	11	6	2	4	57.14%	6	1	1			N	8			
153157	Lagos Mavericks	01/06/2023	Active(1)	13	1	0	1	8.33%	16		8			N	0			
101226	LAGOS MUSHIN	02/18/2008	Status Quo(1)	22	2	0	2	10.00%	20		8			N	9	90+ Days		
146145	Lagos Progressive	06/07/2021	Active	21	8	7	1	5.00%	20	3	5			N	3	90+ Days		
147855	Lagos Ruby	08/25/2021	Active	14	4	2	2	16.67%	15	3	1			N	6	90+ Days		
153179	Lagos Sapphire	12/15/2022	Active	21	7	7	0	0.00%	21	2	0			M,VP,SC	0			
41287	LAGOS SURULERE	04/09/1982	Active(1)	21	0	0	0	0.00%	22		0			N	15	90+ Days		
Exc Award (06/30/2022)																		
154236	Lagos Victoria Boglo	05/18/2023	Active	20	5	5	0	0.00%	20	1	4			N	4			
147853	Lagos Vintage Platinum	08/19/2021	Active(1)	13	0	1	-1	-7.14%	14	3	5			N	7			
142258	Mowe Ogun Dynamic	08/17/2020	Active	15	0	0	0	0.00%	17		1			N	7		\$100.00	
61648	NEW FESTAC	03/15/1999	Active	30	1	5	-4	-11.76%	37	9	2			N	1		\$50.00	
130789	Ojo Gold	04/28/2017	Active	51	19	9	10	24.39%	50	3	2			M,VP,SC	17	90+ Days	\$50.00	
55401	OKOTA	03/10/1994	Active	22	1	0	1	4.76%	21		5		2	P,M,VP,SC	1			
55191	OLUMO	01/03/1994	Status Quo(2)	10	0	0	0	0.00%	10		19	1	None	P,S,T,M,VP SC	17	90+ Days		
64360	OTA DIAMOND	06/06/2001	Active	38	4	12	-8	-17.39%	44	9	1			N	5		\$100.00	
Exc Award (06/30/2019, 06/30/2020)																		
45982	OTA DOYEN	03/10/1986	Active	47	4	4	0	0.00%	50	2	0			N	0			
Exc Award (06/30/2021)																		
66512	OTTA GATEWAY	07/17/2002	Active(1)	20	4	4	0	0.00%	22	3	6			N	1			
142903	Owode Golden	10/19/2020	Cancelled(8*)	0	10	10	0	0.00%	10	4	2		None	P,S,T,M,VP SC	19	90+ Days		



Club Health Assessment for District 404 B4 through May 2025

			Status	Membership							Reports					Finance	LCIF
Club Number	Club Name	Charter Date		Current Member Count	YTD Members Added	YTD Members Dropped	YTD Net Growth	YTD Net Growth%	Member Count 12 Months Ago	Avg. length of service for dropped members	Months Since Last MMR ***	Yrs. Since Last Officer Report	President Rotation	Vice President Reported ****	Months Since Last Activity Report ***	Account Balance	Donations for current Fiscal Year
			Number of times on status quo within last two years	If below 15 members appears				If net loss is greater than 20% appears			If no report in 3 months appears in	When more than one year appears in	Number of repeat terms	Notes the officers that do not have an active	If no report at 12 months appears in red		
151778	Surulere Sapphire	07/26/2022	Active	28	15	6	9	47.37%	25	1	1			T,M,VP,SC	12	90+ Days	\$50.00
143240	Tigbo Esteem	10/16/2020	Active	19	0	0	0	0.00%	20		8			N	1	90+ Days	
Exc Award (06/30/2021)																	

Clubs Cancelled Previous Fiscal Year – Clubs Cancelled within last 12 months may be reinstated

Club Number	Club Name	Charter Date	Current Status*	Cancellation Date
151484	Abeokuta Federal Medical Centre	06/22/2022	Cancelled(8*)	06/29/2024
152581	Bucknor Central	01/09/2023	Cancelled(8*)	06/29/2024
151221	Egbe Mercury	06/19/2022	Cancelled(8*)	06/29/2024
148434	Festac Model	10/01/2021	Cancelled(8*)	06/29/2024
120810	LAGOS ASPIRE	11/26/2013	Cancelled(8*)	12/29/2023
142884	Lagos Isolo Dazzling	09/17/2020	Cancelled(8*)	06/29/2024
53886	LAGOS NEW LAGOS	12/07/1992	Cancelled(8*)	06/29/2024
132215	Lagos Omoluabi Silva	04/26/2018	Cancelled(8*)	12/29/2023
100273	NEW IGANMODE	09/25/2007	Cancelled(8*)	06/29/2024
137106	Oluyole Diamond	01/02/2019	Cancelled(8*)	06/29/2024
149404	Ota Unique	01/03/2022	Cancelled(8*)	04/29/2024

Current Total Clubs Count	YTD New Clubs Count	YTD Cancelled Clubs Count	YTD Net Club Gain	Current Total Members Count	YTD Add	YTD Drop	YTD Net Growth	YTD Net Growth %	Member Count 12 Months Ago	Average Member Count Per Club	% of Clubs with less than 20 members	% No MMR in 3 Months	% No Officer Report in 12 Months	% of Clubs with balance 90+ days	Number of Clubs in Status Quo	% Status Quo Clubs in Financial Suspension	Number of Cancelled Clubs	Average Cancelled Club Age	Members Lost Due to Cancellation	% of Clubs Cancelled for Non-Financial Reasons
65	6	1	5	1,626	426	239	187	13.00%	1,529	25	32%	38%	2%	32%	10	100%	1	88	10	-1100%

* - P - Priority Club. Cancellation Reasons: 1-Objectives/conduct, 2-Non-active club, 5-Non-existing club, 6-Disbanding, 7-Merger, 8-Financial Suspension, 9-District/Multiple District Dues.

** - Abbreviation: P-President, S-Secretary, T-Treasurer, M-Member Chairperson, VP-First Vice President, MC-Communications Chairperson, SC-Service Chairperson

*** - Abbreviation: N/R - Never reported using the Lions Clubs website, N/A - Not applicable, No password registered for the Lions Clubs website.

**** - Abbreviation: N - New, IP - Immediate Past, R - Repeat.



Club Health Assessment for District 410 E through May 2025

			Status	Membership						Reports					Finance		LCIF
Club Number	Club Name	Charter Date		Current Member Count	YTD Members Added	YTD Members Dropped	YTD Net Growth	YTD Net Growth%	Member Count 12 Months Ago	Avg. length of service for dropped members	Months Since Last MMR ***	Yrs. Since Last Officer Report	President Rotation	Vice President Reported ****	Months Since Last Activity Report ***	Account Balance	Donations for current Fiscal Year
			Number of times on status quo within last two years	If below 15 members appears				If net loss is greater than 20% appears			If no report in 3 months appears in	When more than one year appears in	Number of repeat terms	Notes the officers that do not have an active	If no report at 12 months appears in red		
Clubs less than two years old																	
181930	Lenasia	04/24/2025	Newly Chartered	20	20	0	20	100.00%	0		1			N	N/R	90+ Days	
180844	Orkney	02/27/2025	Active	20	22	2	20	100.00%	0	0	1			VP	0		
Clubs more than two years old																	
27721	ALBERTON	04/08/1970	Active	48	8	4	4	9.09%	51	2	0			N	0		\$128.15
Exc Award (06/30/2021, 06/30/2022, 06/30/2023)																	
27767	AMANZIMTOTI	02/08/1968	Active	16	5	3	2	14.29%	16	10	0		2	N	M	0	\$543.96
45041	BALLITO	05/23/1985	Active	8	2	0	2	33.33%	6		1			VP,SC	0		\$54.72
27724	BENONI	06/18/1959	Active	15	1	0	1	7.14%	12		1		2	VP,SC	0		
115092	BENONI LAKES	09/14/2011	Active	10	0	3	-3	-23.08%	13	11	2			N	0		
Exc Award (06/30/2016, 06/30/2021)																	
27770	BLOEMFONTEIN	06/05/1959	Active	6	0	0	0	0.00%	6		11		7	R	3		
61204	CENTURION	10/28/1998	Active	12	1	4	-3	-20.00%	16	7	2			R	0		\$141.37
Exc Award (06/30/2022)																	
117928	CENTURION LIFESTYLE	11/12/2012	Active	12	1	4	-3	-20.00%	15	6	0			VP	1		\$113.10
30754	COWIES HILL	05/20/1975	Active	14	0	6	-6	-30.00%	20	3	1			N	T	0	\$497.99
Exc Award (06/30/2023)																	
110924	DURBAN EAST COAST	04/25/2011	Active	38	1	0	1	2.70%	38		7			N	0		\$1,477.66
27774	DURBAN HOST	06/09/1958	Active	14	3	0	3	27.27%	11		0			N	0		
27814	DURBAN NORTH DURBAN	10/26/1967	Active	19	3	2	1	5.56%	18	1	0		2	R	SC	0	\$20.00
Exc Award (06/30/2024)																	
27775	DURBAN SOUTH DURBAN	06/16/1966	Active	3	0	2	-2	-40.00%	5	14	4			VP,SC	0		
130226	East London Beacon Bay	02/28/2017	P- Active(2)	3	1	0	1	50.00%	0		10			M,VP,SC	0		
27779	EAST LONDON PORT REX	10/03/1968	Active	19	0	1	-1	-5.00%	22	2	8		3	R	SC	0	\$1,077.16
27730	EDENVALE	10/26/1970	Active	21	6	4	2	10.53%	19	5	0		2	R	SC	0	\$266.30
Exc Award (06/30/2023)																	



Club Health Assessment for District 410 E through May 2025

			Status	Membership							Reports					Finance	LCIF
Club Number	Club Name	Charter Date		Current Member Count	YTD Members Added	YTD Members Dropped	YTD Net Growth	YTD Net Growth%	Member Count 12 Months Ago	Avg. length of service for dropped members	Months Since Last MMR ***	Yrs. Since Last Officer Report	President Rotation	Vice President Reported ****	Months Since Last Activity Report ***	Account Balance	Donations for current Fiscal Year
			Number of times on status quo within last two years	If below 15 members appears				If net loss is greater than 20% appears			If no report in 3 months appears in	When more than one year appears in	Number of repeat terms	Notes the officers that do not have an active	If no report at 12 months appears in red		
27781	ESTCOURT	06/18/1966	Active	10	2	0	2	25.00%	8		0			N	M,SC	0	\$161.57
27783	GONUBIE	10/30/1972	Active	9	0	1	-1	-10.00%	10	32	5		2	R		2	\$109.44
27746	HENLEY ON KLIP L C	04/21/1966	Active	11	3	1	2	22.22%	9	1	1		2	R	S,SC	0	
57333	HIBBERDENE	09/08/1995	Active	11	3	1	2	22.22%	8	23	0		2		VP	0	
29349	HILTON	05/17/1974	Active	11	2	0	2	22.22%	10		4		2	N	SC	0	\$54.72
29192	HOWICK UMNGENI	04/11/1974	Active	12	1	0	1	9.09%	11		0			N	M,SC	0	
Exc Award (06/30/2023, 06/30/2024)																	
27738	JOHANNESBURG NORTHCLIFF	03/10/1966	Active	16	6	3	3	23.08%	14	2	0			IP		2	\$107.72
27742	JOHANNESBURG THE WILDS	04/12/1962	Active	11	2	2	0	0.00%	11	62	0		2	R		0	\$56.55
122767	Kensington	07/15/2014	Cancelled(6*)	0	0	1	-1	-100.00%	1	9	7	1	None		P,S,T,M,VP SC	13	
27790	KIMBERLEY	01/21/1959	Cancelled(6*)	0	0	2	-2	-100.00%	7	45	1		None		P,S,T,M,VP SC	24+	
30913	KINGSBURGH	06/11/1975	Active	15	0	1	-1	-6.25%	14	1	0				VP	0	\$108.97
27791	KINGWILLAMSTOWN	03/01/1968	Active	16	0	0	0	0.00%	20		9		2		VP,SC	0	\$58.18
Exc Award (06/30/2016)																	
27745	KLERKSDORP	10/19/1965	Active	12	0	0	0	0.00%	12		11			N	SC	0	\$87.26
29725	KOMGA	07/15/1974	Active	7	0	0	0	0.00%	7		11		2	R	M,SC	23	
27788	KOUGA	09/10/1968	Active	3	0	0	0	0.00%	3		0		6		VP	1	
27747	KRUGERSDORP	08/02/1962	Active	23	2	1	1	4.55%	23	17	0			N		3	\$54.76
Exc Award (06/30/2018)																	
27796	LADYSMITH	09/16/1970	Active	9	0	0	0	0.00%	9		0		3	R	SC	0	
27748	LETABA TZANEEN L C	09/17/1969	Active(1)	12	0	5	-5	-29.41%	17	3	0				VP,SC	0	
39796	MANZINI	04/13/1981	Active	19	4	0	4	26.67%	16		0		2	N		0	\$1,070.96
Exc Award (06/30/2023)																	
48149	MIDRAND	02/10/1988	Active	18	1	1	0	0.00%	18	41	1			N		0	\$532.59
27753	NELSPRUIT	03/04/1970	Active	13	0	2	-2	-13.33%	12	17	0		2		VP	0	\$53.86
116362	NEWCASTLE	03/21/2012	Active	18	5	0	5	38.46%	13		0		3		M,VP	0	\$294.95




Club Health Assessment for District 410 E through May 2025

			Status	Membership							Reports					Finance	LCIF
Club Number	Club Name	Charter Date		Current Member Count	YTD Members Added	YTD Members Dropped	YTD Net Growth	YTD Net Growth%	Member Count 12 Months Ago	Avg. length of service for dropped members	Months Since Last MMR ***	Yrs. Since Last Officer Report	President Rotation	Vice President Reported ****	Months Since Last Activity Report ***	Account Balance	Donations for current Fiscal Year
			Number of times on status quo within last two years	If below 15 members appears				If net loss is greater than 20% appears			If no report in 3 months appears in	When more than one year appears in	Number of repeat terms	Notes the officers that do not have an active	If no report at 12 months appears in red		
111197	PORT ALFRED	06/02/2011	Active	12	5	4	1	9.09%	15	5	0		2	N	0		\$740.91
29439	PORT ELIZABETH CAPE RECIFE	05/30/1974	Active(2)	3	0	0	0	0.00%	3		12		12	M,VP,SC	24+		
27804	PORT ELIZABETH HOST	02/15/1958	Active	2	0	0	0	0.00%	4		11	1	None	P,S,T,M,VP SC	14		
27805	PORT ELIZABETH ST CROIX	02/09/1971	Active	8	3	0	3	60.00%	6		0		4	N	0		
27807	PORT SHEPSTONE	03/02/1970	Active	35	4	3	1	2.94%	34	2	0			N	0		\$290.88
97579	POTCHEFSTROOM	07/31/2006	Cancelled(6*)	0	0	0	0	0.00%	7		11		None	P,S,T,M,VP SC	11		
105249	PRETORIA CITY	04/14/2009	Active	22	0	0	0	0.00%	22		15			N	0		\$27.36
52963	PRETORIA JAKARANDA	04/24/1992	Active	23	12	8	4	21.05%	19	3	2			VP	0		\$576.71
	Exc Award (06/30/2023)																
27757	PRETORIA SOUTH	09/25/1973	Active	30	0	3	-3	-9.09%	33	18	0		2	N	0		\$1,945.89
	Exc Award (06/30/2018)																
45984	RAMSGATE	03/28/1986	Active	8	3	1	2	33.33%	8	1	0			VP	0		
46497	REITZ	07/09/1986	Active	13	3	1	2	18.18%	11	13	1		2	N	0		\$240.10
109971	ROODEPOORT CLEARWATER CYBER	01/12/2011	Active	8	0	3	-3	-27.27%	11	11	2		2	VP,SC	0		\$166.96
104884	ROODEPOORT HELDERKRUIN	03/04/2009	Active	26	2	2	0	0.00%	25	9	4		3	N	0		\$499.29
46134	ROODEPOORT WILRO PARK LC	04/15/1986	Active	21	20	25	-5	-19.23%	23	2	1			N	0		\$462.93
27760	RUSTENBURG	04/02/1968	Active	10	2	1	1	11.11%	9	0	0		2	N	0		
29586	SCOTTBURGH	06/25/1974	Active	21	6	7	-1	-4.55%	24	33	1		2	N	0		\$676.53
102613	SHELLY BEACH	06/23/2008	Active	8	6	3	3	60.00%	10	9	0		2	M,VP	0		
29241	STANDERTON	04/30/1974	Active	3	0	1	-1	-25.00%	4	11	4			S,VP,SC	0		
27764	STILFONTEIN	10/15/1969	Active	8	1	2	-1	-11.11%	9	8	1		2	VP	0	90+ Days	
27812	UITENHAGE	01/16/1962	Active	20	3	3	0	0.00%	20	2	0		2	R	0		\$377.01
	Exc Award (06/30/2023)																
27766	VEREENIGING	11/13/1964	Active	21	0	2	-2	-8.70%	26	16	0			N	0		\$1,125.70
27816	VRYHEID	11/13/1973	Active	7	0	0	0	0.00%	7		13		2	N	0		



Club Health Assessment for District 410 E through May 2025

			Status	Membership							Reports				Finance	LCIF	
Club Number	Club Name	Charter Date		Current Member Count	YTD Members Added	YTD Members Dropped	YTD Net Growth	YTD Net Growth%	Member Count 12 Months Ago	Avg. length of service for dropped members	Months Since Last MMR ***	Yrs. Since Last Officer Report	President Rotation	Vice President Reported ****	Months Since Last Activity Report ***	Account Balance	Donations for current Fiscal Year
			Number of times on status quo within last two years	If below 15 members appears				If net loss is greater than 20% appears			If no report in 3 months appears in	When more than one year appears in	Number of repeat terms	Notes the officers that do not have an active	If no report at 12 months appears in red		
44342	WELTEVREDEN	10/11/1984	Active	11	0	1	-1	-8.33%	12	1	8			VP,SC	0		

Clubs Cancelled Previous Fiscal Year – Clubs Cancelled within last 12 months may be reinstated

Club Number	Club Name	Charter Date	Current Status*	Cancellation Date
27723	BEDFORDVIEW	04/16/1968	Cancelled(8*)	12/29/2023
33130	BENONI VAN RHYN	12/06/1976	Cancelled(6*)	08/29/2023
30407	FT BEAUFORT	03/11/1975	Cancelled(6*)	08/29/2023
27754	POLOKWANE	10/30/1962	Cancelled(8*)	12/29/2023
27759	ROODEPOORT HOST	06/25/1959	Cancelled(6*)	04/29/2024

Current Total Clubs Count	YTD New Clubs Count	YTD Cancelled Clubs Count	YTD Net Club Gain	Current Total Members Count	YTD Add	YTD Drop	YTD Net Growth	YTD Net Growth %	Member Count 12 Months Ago	Average Member Count Per Club	% of Clubs with less than 20 members	% No MMR in 3 Months	% No Officer Report in 12 Months	% of Clubs with balance 90+ days	Number of Clubs in Status Quo	% Status Quo Clubs in Financial Suspension	Number of Cancelled Clubs	Average Cancelled Club Age	Members Lost Due to Cancellation	% of Clubs Cancelled for Non-Financial Reasons
60	2	3	-1	874	175	126	49	5.94%	863	15	75%	28%	2%	3%	0	0%	3	124	3	33%

* - P - Priority Club. Cancellation Reasons: 1-Objectives/conduct, 2-Non-active club, 5-Non-existing club, 6-Disbanding, 7-Merger, 8-Financial Suspension, 9-District/Multiple District Dues.

** - Abbreviation: P-President, S-Secretary, T-Treasurer, M-Member Chairperson, VP-First Vice President, MC-Communications Chairperson, SC-Service Chairperson

*** - Abbreviation: N/R - Never reported using the Lions Clubs website, N/A - Not applicable, No password registered for the Lions Clubs website.

**** - Abbreviation: N - New, IP - Immediate Past, R - Repeat.



Club Health Assessment for District 410 W through May 2025

			Status	Membership							Reports					Finance		LCIF
Club Number	Club Name	Charter Date		Current Member Count	YTD Members Added	YTD Members Dropped	YTD Net Growth	YTD Net Growth%	Member Count 12 Months Ago	Avg. length of service for dropped members	Months Since Last MMR ***	Yrs. Since Last Officer Report	President Rotation	Vice President Reported ****	Months Since Last Activity Report ***	Account Balance	Donations for current Fiscal Year	
			Number of times on status quo within last two years	If below 15 members appears					If net loss is greater than 20% appears			If no report in 3 months appears in	When more than one year appears in	Number of repeat terms	Notes the officers that do not have an active	If no report at 12 months appears in red		
Clubs more than two years old																		
130584	Athlone	04/06/2017	Active	12	1	3	-2	-14.29%	14	3	1			VP	1			
27673	BERGVLIET	08/07/1969	Active	10	0	0	0	0.00%	10		1		2	R M	0		\$109.28	
Exc Award (06/30/2018)																		
27674	BRACKENFELL	05/09/1973	Active	9	7	4	3	50.00%	8	2	0			M,VP,SC	0		\$130.16	
27675	BREDASDORP	01/30/1964	P- Active	6	6	0	6	100.00%	5		1			S,T,M,VP,SC	1			
27677	CAPE OF GOOD HOPE	11/24/1958	Active	16	2	6	-4	-20.00%	22	7	1			N SC	0		\$168.45	
Exc Award (06/30/2018, 06/30/2019, 06/30/20																		
27678	CAPE TOWN	10/14/1957	Active	8	1	3	-2	-20.00%	10	1	1		None	R P,SC	0			
Exc Award (06/30/2016, 06/30/2017, 06/30/20																		
27680	CERES	08/13/1969	Active	13	2	4	-2	-13.33%	15	3	1			N	0		\$1,113.85	
Exc Award (06/30/2023, 06/30/2024)																		
29437	DE GRENDEL	05/30/1974	Active	16	5	1	4	33.33%	12	8	0			VP,SC	0		\$215.73	
27682	DURBANVILLE	02/26/1964	Active	15	1	2	-1	-6.25%	23	2	1			M,VP	0		\$16.92	
Exc Award (06/30/2018, 06/30/2021)																		
106252	EDEN	08/13/2009	Active	16	0	2	-2	-11.11%	18	3	1		2	VP	0		\$194.33	
Exc Award (06/30/2018, 06/30/2019, 06/30/20																		
135137	FISH HOEK DEEP SOUTH	06/13/2018	Active	21	7	0	7	50.00%	16		1			IP	0		\$583.81	
Exc Award (06/30/2024)																		
27702	FISH HOEK-SIMONSBAY L C	07/11/1973	Active	17	1	4	-3	-15.00%	22	1	1			N	0		\$205.17	
Exc Award (06/30/2020, 06/30/2021, 06/30/20																		
44800	FRANSCHHOEK	03/14/1985	Active	17	0	1	-1	-5.56%	19	0	2			M,VP,SC	0		\$277.44	
47709	GANSBAAI	09/04/1987	Active	12	2	2	0	0.00%	12	3	0			R VP,SC	0	90+ Days		
27782	GEORGE	08/29/1963	Active	8	2	4	-2	-20.00%	14	1	1			N	0		\$193.48	
Exc Award (06/30/2018, 06/30/2020, 06/30/20																		
27684	GORDONIA	07/09/1964	Active	12	0	0	0	0.00%	12		0			N M,SC	2			
46949	GORDONS BAY	02/02/1987	Active	23	7	4	3	15.00%	21	10	1			N SC	0		\$436.56	
Exc Award (06/30/2016, 06/30/2017, 06/30/20																		




Club Health Assessment for District 410 W through May 2025

			Status	Membership							Reports					Finance	LCIF
Club Number	Club Name	Charter Date		Current Member Count	YTD Members Added	YTD Members Dropped	YTD Net Growth	YTD Net Growth%	Member Count 12 Months Ago	Avg. length of service for dropped members	Months Since Last MMR ***	Yrs. Since Last Officer Report	President Rotation	Vice President Reported ****	Months Since Last Activity Report ***	Account Balance	Donations for current Fiscal Year
			Number of times on status quo within last two years	If below 15 members appears				If net loss is greater than 20% appears			If no report in 3 months appears in	When more than one year appears in	Number of repeat terms	Notes the officers that do not have an active	If no report at 12 months appears in red		
50409	GROOTE SCHUUR	04/09/1990	Active	9	5	1	4	80.00%	7	3	1		2	M,VP,SC	0	90+ Days	\$54.52
	Exc Award (06/30/2016)																
27711	GROOTFONTEIN	04/19/1961	Active	10	2	1	1	11.11%	9	0	0		R	SC	0		\$58.18
27685	HELDERBERG	11/15/1963	Active	11	6	0	6	120.00%	6		0		5	VP,SC	3		\$605.92
101830	HENTIESBAAI	06/02/2008	Active	24	6	13	-7	-22.58%	32	3	0		None	P,M,VP	0		\$553.37
	Exc Award (06/30/2016, 06/30/2023)																
27686	HOUT BAY	04/19/1966	Active	8	1	1	0	0.00%	8	8	5			M,VP,SC	0		\$108.97
27687	KIRSTENBOSCH	10/25/1961	Active	18	3	2	1	5.88%	23	4	1			M,VP,SC	0		\$109.72
	Exc Award (06/30/2016, 06/30/2018)																
27795	KNYSNA	01/21/1974	Active	13	6	3	3	30.00%	9	12	0		3	VP,SC	0		\$112.03
136024	Kuils River	07/29/2018	Active(1)	6	3	1	2	50.00%	4	2	1		2	S,T,M,VP,SC	1	\$33.34	
27690	MALGAS	10/12/1962	Active	9	5	3	2	28.57%	9	9	1		2	T,VP,SC	2	\$41.50	
	Exc Award (06/30/2016, 06/30/2018)																
104698	MALMESBURY	02/12/2009	Active	9	0	3	-3	-25.00%	12	2	2			VP,SC	2	\$3,055.34	
27695	MERRIMAN	06/10/1965	Active	15	0	3	-3	-16.67%	18	7	0			N	M,SC	0	\$303.77
	Exc Award (06/30/2017, 06/30/2018)																
27692	MILNERTON	04/11/1961	Active	18	1	2	-1	-5.26%	17	1	0		2	R	M	0	\$248.77
	Exc Award (06/30/2018)																
132736	Mitchells Plain	10/06/2017	Active	12	0	0	0	0.00%	12		1		2	M,VP	2	\$506.25	
60043	MOORREESBURG	10/20/1997	Active	26	5	6	-1	-3.70%	27	3	0			VP,SC	1	\$558.86	
	Exc Award (06/30/2016, 06/30/2017, 06/30/2020)																
122589	Mossel Bay St. Blaize	06/25/2014	Active	16	4	1	3	23.08%	15	8	0			N	SC	4	\$70.02
	Exc Award (06/30/2023)																
61029	NEWLANDS	07/09/1998	Cancelled(8*)	0	0	11	-11	-100.00%	11	17	5	1	None	P,S,T,M,VP SC	14	90+ Days	
154146	Northpine	05/17/2023	Active	13	0	7	-7	-35.00%	20	1	0		3	M,VP	1	\$27.26	
141395	Otavi	03/26/2020	Status Quo(4)	17	0	6	-6	-26.09%	23	6	8			M,VP,SC	14	90+ Days	
27694	PAARL	04/08/1959	Active	19	6	3	3	18.75%	16	7	0		2	R	SC	0	\$373.99



Club Health Assessment for District 410 W through May 2025

			Status	Membership							Reports					Finance	LCIF
Club Number	Club Name	Charter Date		Current Member Count	YTD Members Added	YTD Members Dropped	YTD Net Growth	YTD Net Growth%	Member Count 12 Months Ago	Avg. length of service for dropped members	Months Since Last MMR ***	Yrs. Since Last Officer Report	President Rotation	Vice President Reported ****	Months Since Last Activity Report ***	Account Balance	Donations for current Fiscal Year
			Number of times on status quo within last two years	If below 15 members appears				If net loss is greater than 20% appears			If no report in 3 months appears in	When more than one year appears in	Number of repeat terms	Notes the officers that do not have an active	If no report at 12 months red		
78229	PORTERVILLE	03/31/2004	Active	17	1	0	1	6.25%	16		6		4	VP,SC	0	90+ Days	\$82.67
51699	REHOBOTH	05/13/1991	Active	24	17	2	15	166.67%	3	0	0			VP,SC	0		\$53.86
27701	SEA POINT	02/22/1961	Active	10	1	0	1	11.11%	9		6		N	SC	0		\$361.94
46369	SEDGEFIELD	06/09/1986	Active	32	2	5	-3	-8.57%	36	7	0		2	R	0		\$492.80
Exc Award (06/30/2019, 06/30/2020, 06/30/2021)																	
138095	Stellenbosch	05/12/2019	P- Active	10	3	0	3	42.86%	7		0		2	VP,SC	0		\$156.40
49909	STILL BAY	10/16/1989	Active	6	0	0	0	0.00%	6		0		4	M,VP,SC	3		
27716	SWAKOPMUND	07/27/1959	Active	32	4	0	4	14.29%	29		1			R	1		\$242.61
Exc Award (06/30/2018, 06/30/2019, 06/30/2020)																	
29350	SWELLENDAM	05/15/1974	Active	21	2	2	0	0.00%	21	6	6			N	0		\$169.65
Exc Award (06/30/2018, 06/30/2023)																	
32700	TABLE VIEW	08/17/1976	Active	18	2	3	-1	-5.26%	19	5	0		2	VP,SC	0		\$563.00
Exc Award (06/30/2017, 06/30/2023, 06/30/2024)																	
33919	TOKAI	05/05/1977	Active	33	4	4	0	0.00%	33	7	0		2	VP	0		\$1,822.78
Exc Award (06/30/2019, 06/30/2020, 06/30/2021)																	
62490	TSUMEB	11/11/1999	Active	16	0	8	-8	-33.33%	24	3	0			R	VP,SC	1	\$50.61
Exc Award (06/30/2018)																	
27706	TULBAGH	08/07/1968	Active	34	18	1	17	100.00%	17	1	1		3	N	SC	0	\$788.43
62989	TYGERBERG HILLS	03/31/2000	Active	11	1	0	1	10.00%	11		1			N	SC	0	\$168.00
30170	UNIONDALE	01/27/1975	Active	13	0	0	0	0.00%	13		0		None		P,T,M,VP,SC	5	\$1,008.57
27707	VREDENDAL	08/21/1965	Active	14	4	2	2	16.67%	12	5	1		2	N	SC	0	\$58.18
27718	WALVIS BAY	10/21/1960	Active	22	1	1	0	0.00%	22	7	0			N		5	\$87.27
27708	WELLINGTON	09/19/1966	Active	15	8	13	-5	-25.00%	21	13	1				M,VP	0	\$270.89
Exc Award (06/30/2016, 06/30/2021, 06/30/2022)																	
27719	WINDHOEK	02/26/1958	Active	33	8	2	6	22.22%	29	44	1				VP	1	\$397.87
Exc Award (06/30/2018)																	
27720	WINDHOEK ALTE FESTE	08/25/1970	Active	18	3	1	2	12.50%	17	12	1		3		VP	0	\$642.98



Club Health Assessment for District 410 W through May 2025

			Status	Membership						Reports					Finance	LCIF	
Club Number	Club Name	Charter Date		Current Member Count	YTD Members Added	YTD Members Dropped	YTD Net Growth	YTD Net Growth%	Member Count 12 Months Ago	Avg. length of service for dropped members	Months Since Last MMR ***	Yrs. Since Last Officer Report	President Rotation	Vice President Reported ****	Months Since Last Activity Report ***	Account Balance	Donations for current Fiscal Year
			Number of times on status quo within last two years	If below 15 members appears				If net loss is greater than 20% appears			If no report in 3 months appears in	When more than one year appears in	Number of repeat terms	Notes the officers that do not have an active	If no report at 12 months appears in red		
27710	WORCESTER Exc Award (06/30/2023)	01/29/1958	Active	23	1	0	1	4.55%	24		1			N	1		\$469.59

Clubs Cancelled Previous Fiscal Year – Clubs Cancelled within last 12 months may be reinstated

Club Number				Club Name				Charter Date			Current Status*		Cancellation Date													
150731				Durbanville Fisantekraal				05/25/2022			Cancelled(8*)		06/29/2024													
Current Total Clubs Count		YTD New Clubs Count	YTD Cancelled Clubs Count	YTD Net Club Gain	Current Total Members Count	YTD Add	YTD Drop	YTD Net Growth	YTD Net Growth %	Member Count 12 Months Ago	Average Member Count Per Club	% of Clubs with less than 20 members	% No MMR in 3 Months	% No Officer Report in 12 Months	% of Clubs with balance 90+ days	Number of Clubs in Status Quo	% Status Quo Clubs in Financial Suspension	Number of Cancelled Clubs	Average Cancelled Club Age	Members Lost Due to Cancellation	% of Clubs Cancelled for Non-Financial Reasons					
55		0	1	-1	886	177	151	26	3.02%	900	16	76%	9%	0%	7%	1	100%	1	28	11	-100%					

* - P - Priority Club. Cancellation Reasons: 1-Objectives/conduct, 2-Non-active club, 5-Non-existing club, 6-Disbanding, 7-Merger, 8-Financial Suspension, 9-District/Multiple District Dues.
** - Abbreviation: P-President, S-Secretary, T-Treasurer, M-Member Chairperson, VP-First Vice President, MC-Communications Chairperson, SC-Service Chairperson
*** - Abbreviation: N/R - Never reported using the Lions Clubs website, N/A - Not applicable, No password registered for the Lions Clubs website.
**** - Abbreviation: N - New, IP - Immediate Past, R - Repeat.



Club Health Assessment for District 411 A through May 2025

			Status	Membership							Reports					Finance		LCIF
Club Number	Club Name	Charter Date		Current Member Count	YTD Members Added	YTD Members Dropped	YTD Net Growth	YTD Net Growth%	Member Count 12 Months Ago	Avg. length of service for dropped members	Months Since Last MMR ***	Yrs. Since Last Officer Report	President Rotation	Vice President Reported ****	Months Since Last Activity Report ***	Account Balance	Donations for current Fiscal Year	
			Number of times on status quo within last two years	If below 15 members appears					If net loss is greater than 20% appears		If no report in 3 months appears in	When more than one year appears in	Number of repeat terms	Notes the officers that do not have an active	If no report at 12 months appears in red			
Clubs less than two years old																		
181108	Addis Ababa Trailblazers	03/26/2025	Newly Chartered	22	22	0	22	100.00%	0		0			N	M,VP	N/A		
155690	Homabay	10/18/2023	Status Quo(1)	22	0	0	0	0.00%	22		15		2		M,VP,SC	5	90+ Days	
181965	Iten	05/12/2025	Newly Chartered	20	20	0	20	100.00%	0		0			N		N/A		
182092	Kisumu Uzima University	05/07/2025	Newly Chartered	28	28	0	28	100.00%	0		0				M,VP,SC	N/R		
178682	Kitui Greater	10/30/2024	Status Quo(1)	22	22	0	22	100.00%	0		7				T,M,VP,SC	N/A	90+ Days	
178693	Kitui Pelena	11/20/2024	Active	21	21	0	21	100.00%	0		6				M,VP,SC	N/A		
181104	Mount Kenya Solio	04/07/2025	Newly Chartered	21	21	0	21	100.00%	0		1			N	M,SC	N/A		
174717	Nairobi Elite	08/28/2024	Active	27	27	0	27	100.00%	0		2				T,M,VP,SC	7		
157527	Nairobi Loresho Sight First	02/28/2024	Active(1)	17	2	5	-3	-15.00%	24	1	0		2	N	SC	3		
179463	Nairobi Trailblazers	11/15/2024	Active	35	35	0	35	100.00%	0		0			N	SC	0		
178577	Narok Pioneer	03/27/2025	Newly Chartered	20	20	0	20	100.00%	0		2			N	M,SC	N/A		
179897	Thika	12/26/2024	Active	14	21	7	14	100.00%	0	0	0			N	SC	0	90+ Days	
180412	Thika City	01/22/2025	Active	38	38	0	38	100.00%	0		4				M,VP,SC	N/R	90+ Days	
Clubs more than two years old																		
121251	Addis Ababa Commercial Bank of Ethiopia, East-A	02/13/2014	Cancelled(8*)	0	0	25	-25	-100.00%	25	8	5		None		P,S,T,M,VP SC	24+	90+ Days	
121249	Addis Ababa Commercial Bank of Ethiopia, North-A	02/13/2014	Cancelled(8*)	0	0	25	-25	-100.00%	25	8	5		None		P,S,T,M,VP SC	24+	90+ Days	
121250	Addis Ababa Commercial Bank of Ethiopia, South-A	02/13/2014	Cancelled(8*)	0	0	23	-23	-100.00%	23	8	5		None		P,S,T,M,VP SC	24+	90+ Days	
121252	Addis Ababa Commercial Bank of Ethiopia, West-A	02/13/2014	Cancelled(8*)	0	0	25	-25	-100.00%	25	6	5		None		P,S,T,M,VP SC	24+	90+ Days	
58353	ADDIS ABABA GREATER	05/30/1996	Active(1)	19	1	4	-3	-13.64%	22	4	0				M,VP,SC	2	\$2,000.00	
62482	ADDIS ABABA HIBRET	11/05/1999	Active(2)	26	9	4	5	23.81%	21	9	1				M,VP,SC	0		
Exc Award (06/30/2020)																		



Club Health Assessment for District 411 A through May 2025

			Status	Membership						Reports					Finance		LCIF
Club Number	Club Name	Charter Date		Current Member Count	YTD Members Added	YTD Members Dropped	YTD Net Growth	YTD Net Growth%	Member Count 12 Months Ago	Avg. length of service for dropped members	Months Since Last MMR ***	Yrs. Since Last Officer Report	President Rotation	Vice President Reported ****	Months Since Last Activity Report ***	Account Balance	Donations for current Fiscal Year
			Number of times on status quo within last two years	If below 15 members appears				If net loss is greater than 20% appears			If no report in 3 months appears in	When more than one year appears in	Number of repeat terms	Notes the officers that do not have an active	If no report at 12 months red		
151441	Addis Ababa Hibret Bank Head Office Management	06/20/2022	Status Quo(1)	32	0	0	0	0.00%	32		35		3	M,VP,SC	N/R	90+ Days	
27866	ADDIS ABABA HOST	05/11/1966	Active(1)	40	40	50	-10	-20.00%	50	12	1		5	M,VP,SC	24+		\$50.00
121253	Bahir Dar Commercial Bank of Ethiopia-A	02/13/2014	Cancelled(8*)	0	0	26	-26	-100.00%	26	6	5		None	P,S,T,M,VP SC	24+	90+ Days	
153501	Bungoma	01/30/2023	Active	21	0	0	0	0.00%	21		15		None	P,M,VP,SC	2		
27819	ELDORET	10/12/1963	Active	80	4	2	2	2.56%	84	2	1		N		0		\$1,000.00
	Exc Award (06/30/2018, 06/30/2023)																
39503	EMBU	02/25/1981	Active	25	0	1	-1	-3.85%	28	2	6			M,VP,SC	1		
134716	Kagio Central	05/15/2018	Active(1)	28	0	2	-2	-6.67%	30	1	5		N	M	0		
27820	KAKAMEGA	07/20/1969	Active	46	5	0	5	12.20%	41		4		R		2		\$700.00
	Exc Award (06/30/2018, 06/30/2020)																
124538	Kericho	04/02/2015	Active(1)	37	9	1	8	27.59%	35	1	5		N		0		
	Exc Award (06/30/2018, 06/30/2020)																
126336	Kiambu County	12/16/2015	Active	22	3	2	1	4.76%	21	4	0			M,VP,SC	0		\$50.00
124881	Kisii County	05/28/2015	Active	31	9	6	3	10.71%	28	4	0		N		1		
	Exc Award (06/30/2023)																
27823	KISUMU HOST	03/21/1964	Active	18	1	0	1	5.88%	18		4		N	SC	2		
	Exc Award (06/30/2020)																
31980	KISUMU MILIMANI	03/31/1976	Active	15	0	0	0	0.00%	15		13		7	N	M,VP,SC	7	
27824	KITALE	02/25/1967	Active	41	24	1	23	127.78%	18	0	0		N		0		
65163	MAKUENI	03/26/2002	Active	7	0	0	0	0.00%	7		10		2	VP,SC	9		\$1,000.00
134963	Masaku Pioneer	06/20/2018	Active	25	5	1	4	19.05%	21	6	1		R		0		
	Exc Award (06/30/2021)																
110786	MAUA	04/19/2011	Active	18	1	0	1	5.88%	17		2			T,M,VP,SC	2		
33131	MERU	12/06/1976	Active	28	1	0	1	3.70%	27		0		4	R	1		\$1,000.00
	Exc Award (06/30/2023)																
119190	MOHAN PLC. ADDIS ABABA	04/19/2013	Status Quo(1)	22	0	0	0	0.00%	22		7		14	M,VP,SC	18	90+ Days	




Club Health Assessment for District 411 A through May 2025

			Status	Membership							Reports					Finance	LCIF
Club Number	Club Name	Charter Date		Current Member Count	YTD Members Added	YTD Members Dropped	YTD Net Growth	YTD Net Growth%	Member Count 12 Months Ago	Avg. length of service for dropped members	Months Since Last MMR ***	Yrs. Since Last Officer Report	President Rotation	Vice President Reported ****	Months Since Last Activity Report ***	Account Balance	Donations for current Fiscal Year
			Number of times on status quo within last two years	If below 15 members appears				If net loss is greater than 20% appears			If no report in 3 months appears in	When more than one year appears in	Number of repeat terms	Notes the officers that do not have an active	If no report at 12 months appears in red		
58654	MOMBASA BAHARI	08/26/1996	Active	26	0	2	-2	-7.14%	28	2	0			N	0		
30850	MOMBASA CENTRAL	05/21/1975	Active	14	0	0	0	0.00%	14		12			M,VP,SC	1		
27828	MOMBASA PWANI	01/12/1960	Active	76	18	3	15	24.59%	69	7	0			N	1		\$14,000.00
64071	MOMBASA PWANI NEW CENTURY	03/22/2001	Active	16	8	4	4	33.33%	17	4	0			N	1		
151050	Nairobi Cargen	06/23/2022	Active(1)	39	0	3	-3	-7.14%	42	2	3			T,M,VP,SC	0		
27831	NAIROBI CENTRAL	10/10/1961	Active(1)	23	3	0	3	15.00%	22		7			N	4		
42998	NAIROBI DAGORETTI	08/03/1983	Active	38	0	0	0	0.00%	38		7			M,VP,SC	1		
Exc Award (06/30/2017, 06/30/2021, 06/30/2025)																	
129152	Nairobi Embakasi	12/09/2016	Active	14	0	0	0	0.00%	14		0		2	M,VP,SC	10		\$1,000.00
43306	NAIROBI GIGIRI	12/29/1983	Active	12	0	0	0	0.00%	12		16		3	M,VP,SC	24+		
48463	NAIROBI GREATER	04/12/1988	Active	55	16	5	11	25.00%	44	3	0		2	R	1		\$3,000.00
Exc Award (06/30/2016, 06/30/2017, 06/30/2025)																	
27830	NAIROBI HOST	08/29/1958	Active	30	3	3	0	0.00%	30	42	7		2	R	7		\$1,000.00
121806	Nairobi Huru	04/08/2014	Active	31	4	1	3	10.71%	29	9	0			N	0		\$1,050.00
Exc Award (06/30/2020)																	
66385	NAIROBI KAREN	06/28/2002	Active	104	63	25	38	57.58%	69	3	0			N	0		\$150.00
48506	NAIROBI LAVINGTON	04/25/1988	Active(1)	6	16	20	-4	-40.00%	10	8	2			R	0		
121071	Nairobi Lotus	01/07/2014	Active	11	1	1	0	0.00%	11	1	0		3	M,VP,SC	1		\$264.00
57835	NAIROBI PEPONI	02/08/1996	Active	47	4	3	1	2.17%	46	7	0			M,VP,SC	3	90+ Days	
Exc Award (06/30/2018, 06/30/2021)																	
133697	Nairobi Phoenix	01/23/2018	Active	20	1	2	-1	-4.76%	21	2	4			N	0		
57811	NAIROBI RIVERSIDE	01/29/1996	Active	60	3	26	-23	-27.71%	82	2	2			N	2		\$5,000.00
Exc Award (06/30/2020, 06/30/2021, 06/30/2025)																	
125333	Nairobi South	07/23/2015	Active	13	0	0	0	0.00%	17		11		2	N	2		
37458	NAIROBI WESTLANDS	07/30/1979	Active	9	0	2	-2	-18.18%	13	2	7			M,VP,SC	0		
63697	NAIVASHA	11/15/2000	Active(1)	11	0	0	0	0.00%	11		0			M,VP,SC	15		



Club Health Assessment for District 411 A through May 2025

			Status	Membership							Reports					Finance	LCIF	
Club Number	Club Name	Charter Date		Current Member Count	YTD Members Added	YTD Members Dropped	YTD Net Growth	YTD Net Growth%	Member Count 12 Months Ago	Avg. length of service for dropped members	Months Since Last MMR ***	Yrs. Since Last Officer Report	President Rotation	Vice President Reported ****	Months Since Last Activity Report ***	Account Balance	Donations for current Fiscal Year	
			Number of times on status quo within last two years	If below 15 members appears				If net loss is greater than 20% appears			If no report in 3 months appears in	When more than one year appears in	Number of repeat terms	Notes the officers that do not have an active	If no report at 12 months appears in red			
27832	NAKURU	10/02/1964	Active	33	4	1	3	10.00%	30	50	0			N	0	90+ Days	\$4,070.00	
	Exc Award (06/30/2022)																	
48508	NAKURU MENENGAI	04/25/1988	Active	17	2	0	2	13.33%	15		9		2	N	T,M,SC		3	
	Exc Award (06/30/2020)																	
87756	NANYUKI LAIKIPIA	04/11/2005	Active	26	0	0	0	0.00%	31		11		None		P,T,M,VP,SC		0	\$1,000.00
149097	Narok Masai Mara	11/26/2021	Active(1)	17	2	5	-3	-15.00%	19	3	0			N			0	
46950	NYAHURURU	02/05/1987	Active(2)	8	0	2	-2	-20.00%	10	4	0				M,VP,SC		4	
142829	Nyandarua Greater	09/08/2020	Active(4)	22	1	2	-1	-4.35%	23	4	4				M,VP,SC		0	
27833	NYERI	09/09/1967	Active(2)	16	0	0	0	0.00%	23		7		6	N	M,SC		5	
136611	Ruiru Pioneer	10/19/2018	Active(1)	15	8	2	6	66.67%	12	3	2				M,VP		8	
	Exc Award (06/30/2020, 06/30/2021)																	
124493	Seychelles	03/31/2015	Active	19	4	1	3	18.75%	19	1	6		2	R		6		
129149	Seychelles Centennial Women	11/03/2016	Active	28	13	5	8	40.00%	20	5	0			R		0		
	Exc Award (06/30/2020)																	
124888	Seychelles Melvin Jones Fellowship	05/28/2015	Active	22	0	0	0	0.00%	22		11			N		0		
	Exc Award (06/30/2023)																	
51536	THIKA CHANIA FALLS	04/08/1991	Active	30	1	1	0	0.00%	30	13	0			N	VP	0		
58216	THIKA KILIMAMBOGO	04/30/1996	Active	77	19	24	-5	-6.10%	82	2	0			N	VP	3	\$200.00	
	Exc Award (06/30/2023)																	
140005	Vihiga	10/09/2019	Active	29	6	5	1	3.57%	28	4	0			N		1	\$50.00	

Clubs Cancelled Previous Fiscal Year – Clubs Cancelled within last 12 months may be reinstated

Club Number	Club Name	Charter Date	Current Status*	Cancellation Date
60984	KERUGOYA	06/30/1998	Cancelled(6*)	07/29/2023
142269	Mua Hills	07/17/2020	Cancelled(6*)	06/29/2024



Club Health Assessment for District 411 A through May 2025

				Status		Membership							Reports					Finance		LCIF
Club Number	Club Name	Charter Date																		

* - P - Priority Club. Cancellation Reasons: 1-Objectives/conduct, 2-Non-active club, 5-Non-existing club, 6-Disbanding, 7-Merger, 8-Financial Suspension, 9-District/Multiple District Dues.

** - Abbreviation: P-President, S-Secretary, T-Treasurer, M-Member Chairperson, VP-First Vice President, MC-Communications Chairperson, SC-Service Chairperson

*** - Abbreviation: N/R - Never reported using the Lions Clubs website, N/A - Not applicable, No password registered for the Lions Clubs website.

**** - Abbreviation: N - New, IP - Immediate Past, R - Repeat.



Club Health Assessment for District 411 B through May 2025

			Status	Membership							Reports					Finance	LCIF	
Club Number	Club Name	Charter Date		Current Member Count	YTD Members Added	YTD Members Dropped	YTD Net Growth	YTD Net Growth%	Member Count 12 Months Ago	Avg. length of service for dropped members	Months Since Last MMR ***	Yrs. Since Last Officer Report	President Rotation	Vice President Reported ****	Months Since Last Activity Report ***	Account Balance	Donations for current Fiscal Year	
			Number of times on status quo within last two years	If below 15 members appears					If net loss is greater than 20% appears			If no report in 3 months appears in	When more than one year appears in	Number of repeat terms	Notes the officers that do not have an active	If no report at 12 months appears in red		
Clubs less than two years old																		
180984	Buhweju	02/27/2025	Active	30	30	0	30	100.00%	0		0			N	1	90+ Days		
181659	Isingiro	04/28/2025	Newly Chartered	33	33	0	33	100.00%	0		0			M,VP,SC	N/A			
181270	Kyengera	03/26/2025	Newly Chartered	21	21	0	21	100.00%	0		0			N	N/R			
179506	Manyangwa	12/18/2024	Active	22	22	0	22	100.00%	0		2			N	0			
180535	Masaka Greater	02/12/2025	Active	23	23	0	23	100.00%	0		1			M,VP,SC	2			
180441	Mbale City	02/27/2025	Active	20	20	0	20	100.00%	0		3			M,VP,SC	N/R	90+ Days		
180662	Mulago Community	01/31/2025	Active	34	34	0	34	100.00%	0		1			N	N/A	90+ Days		
171642	Nakivale Light	06/29/2024	Active(1)	20	3	5	-2	-9.09%	0	1	0		2	R	2		\$26.00	
179645	Rubirizi	12/17/2024	Active	39	39	0	39	100.00%	0		0			M,VP	0		\$60.00	
Clubs more than two years old																		
65008	ARUA	02/14/2002	Active(1)	32	10	7	3	10.34%	31	3	0			N	0		\$2,464.00	
54198	BUSHENYI	03/08/1993	Active	91	19	5	14	18.18%	77	7	0			N	VP	1	\$254.00	
Exc Award (06/30/2022, 06/30/2023)																		
144569	Bushenyi Specialty	12/31/2020	Active	15	0	0	0	0.00%	15		17			R	M	3	90+ Days	
116940	BUSIA GREATER	05/21/2012	Active	33	1	0	1	3.13%	34		6			N	P,T	1	\$1,088.00	
136787	Bwambara	01/08/2019	Active(1)	46	0	14	-14	-23.33%	60	3	0			N	S,T,SC	9	\$23.00	
66539	ENTEBBE	08/02/2002	Active	40	9	16	-7	-14.89%	51	3	1			N	S	2	\$4,890.00	
153261	Entebbe Road	01/16/2023	Active	37	13	2	11	42.31%	22	2	0			N		0	\$3,054.00	
140449	Fort Portal City	12/23/2019	P- Status Quo(4)	17	0	0	0	0.00%	17		8			S,T,M,VP,SC	8	90+ Days		
119598	Gulu Metropolitan	06/10/2013	Cancelled(8*)	0	0	22	-22	-100.00%	22	9	5		None	P,S,T,M,VP SC	24+	90+ Days		
153614	Hoima Albertine	04/18/2023	Active(1)	18	5	1	4	28.57%	21	1	0			N	S	0	\$1,214.00	
130367	Ibanda Centennial	03/10/2017	Active	35	1	1	0	0.00%	40	8	0			N	T,M,SC	3	\$1,264.00	
60243	IGANGA	12/31/1997	Active(2)	16	0	0	0	0.00%	16		7			R	M	7		



Club Health Assessment for District 411 B through May 2025

Club Number	Club Name	Charter Date	Status	Membership							Reports					Finance	LCIF
				Current Member Count	YTD Members Added	YTD Members Dropped	YTD Net Growth	YTD Net Growth%	Member Count 12 Months Ago	Avg. length of service for dropped members	Months Since Last MMR ***	Yrs. Since Last Officer Report	President Rotation	Vice President Reported ****	Months Since Last Activity Report ***	Account Balance	Donations for current Fiscal Year
			Number of times on status quo within last two years	If below 15 members appears				If net loss is greater than 20% appears			If no report in 3 months appears	When more than one year appears in	Number of repeat terms	Notes the officers that do not have an active	If no report at 12 months appears in red		
33132	JINJA	12/06/1976	Active	51	10	4	6	13.33%	45	1	0			N P	0		\$2,803.00
51867	KABALE	06/23/1991	Active	51	12	0	12	30.77%	41		0			N SC	9		\$1,000.00
55017	KAKIRA	11/01/1993	Active(1)	39	0	4	-4	-9.30%	43	6	0			N	4		\$50.00
	Exc Award (06/30/2017)																
56738	KAMPALA CENTRAL	03/28/1995	Active	138	17	54	-37	-21.14%	178	4	0			VP,SC	0		\$6,949.00
	Exc Award (06/30/2021, 06/30/2022)																
61853	KAMPALA CITY	04/26/1999	Active	15	4	1	3	25.00%	12	2	0		3	N M,VP	6		\$50.00
142032	Kampala East	07/13/2020	Active	70	19	7	12	20.69%	66	2	1			N	0		\$4,830.00
27854	KAMPALA HOST	10/11/1959	Active	81	15	19	-4	-4.71%	100	5	0			N SC	1		\$4,893.00
	Exc Award (06/30/2022, 06/30/2023)																
104008	KAMPALA NEW CENTURY	11/24/2008	Active(1)	28	2	0	2	7.69%	26		9			N M	7		\$2,000.00
	Exc Award (06/30/2023)																
146041	Kampala Victoria Luzira	04/29/2021	Active(1)	42	11	10	1	2.44%	61	2	0			N	1	90+ Days	\$510.00
152001	Kamwenge Host	08/19/2022	Active	55	20	19	1	1.85%	54	2	0			N	2		\$3,197.00
146108	Kanungu	05/12/2021	Active(1)	20	9	2	7	53.85%	13	3	5			N M,SC	4		
139770	Kasangati	10/21/2019	Active(2)	14	4	4	0	0.00%	19	3	0			N	1		\$27.00
151220	Kasangati Greater	06/17/2022	Active	44	6	1	5	12.82%	50	3	0			R	1		\$11,300.00
56506	KASESE	02/02/1995	Active	39	8	0	8	25.81%	31		4			N T	3		\$100.00
150957	Kira Host	06/21/2022	Active	34	8	0	8	30.77%	28		6			N	0		\$1,263.00
126210	Kisoro	11/20/2015	Active(2)	22	0	1	-1	-4.35%	33	1	4			T,M,VP,SC	17		
118304	KUMI CENTRAL	11/15/2012	Active	43	17	3	14	48.28%	32	8	0			N VP	3		\$2,094.00
	Exc Award (06/30/2020, 06/30/2022, 06/30/2023)																
108105	KYENJOJO	04/19/2010	Status Quo(3)	16	0	0	0	0.00%	18		9			N T,M,VP	8	90+ Days	
130793	Lira Urban	04/25/2017	Active(2)	12	1	5	-4	-25.00%	16	4	1			N	8		\$27.00
136074	Makerere	08/09/2018	Active	20	4	11	-7	-25.93%	25	4	0			N M,VP,SC	1		\$2,230.00
	Exc Award (06/30/2022)																
52964	MASAKA	04/17/1992	Active	58	3	5	-2	-3.33%	57	10	0			N	6		\$1,144.00



Club Health Assessment for District 411 B through May 2025

			Status	Membership							Reports					Finance		LCIF
Club Number	Club Name	Charter Date		Current Member Count	YTD Members Added	YTD Members Dropped	YTD Net Growth	YTD Net Growth%	Member Count 12 Months Ago	Avg. length of service for dropped members	Months Since Last MMR ***	Yrs. Since Last Officer Report	President Rotation	Vice President Reported ****	Months Since Last Activity Report ***	Account Balance	Donations for current Fiscal Year	
			Number of times on status quo within last two years	If below 15 members appears				If net loss is greater than 20% appears			If no report in 3 months appears in	When more than one year appears in	Number of repeat terms	Notes the officers that do not have an active	If no report at 12 months appears in red			
149181	Masaka City	01/03/2022	Active	21	8	3	5	31.25%	15	3	4			N	4	90+ Days		
49162	MBARARA	01/17/1989	Active	122	29	10	19	18.45%	103	2	0			N	SC	1	\$5,381.00	
	Exc Award (06/30/2022)																	
120840	Mbarara Central	12/05/2013	Active	57	5	4	1	1.79%	56	2	1			N		1	\$2,118.00	
149174	Mitooma	12/09/2021	Active	24	5	0	5	26.32%	19		3				T,M,VP,SC	2		
141734	Mukono Host	06/20/2020	Active	37	3	1	2	5.71%	35	4	0			N		0	\$241.00	
143223	Nebbi	10/12/2020	Active(3)	20	8	13	-5	-20.00%	25	3	0			N	M,SC	1	\$100.00	
127549	Ngora	06/06/2016	Cancelled(8*)	0	0	25	-25	-100.00%	25	6	2		None		P,S,T,M,VP SC	7	90+ Days	
149348	Njeru Nile	01/11/2022	Active(2)	10	0	3	-3	-23.08%	12	3	5			N	SC	7	\$859.00	
151322	Nsambya Kampala	06/21/2022	Status Quo(2)	11	0	2	-2	-15.38%	13	2	0		None		P,T,VP	7	90+ Days	
120435	Ntungamo	09/30/2013	Active	190	71	0	71	59.66%	119		0			N		1	\$2,126.00	
141598	Nyapea	06/18/2020	Active	22	9	1	8	57.14%	14	5	0			R	T	6	90+ Days	
137877	Pakwach	05/23/2019	Active	26	1	0	1	4.00%	27		0				M,VP,SC	1	90+ Days	
	Exc Award (06/30/2022)																	
140059	Rukungiri	11/01/2019	Active	100	19	1	18	21.95%	78	5	0			N		0	\$100.00	
153230	Seeta	05/16/2023	Active	26	8	7	1	4.00%	25	1	1			N		2	90+ Days	
124540	Sheema	04/21/2015	Active	37	14	3	11	42.31%	26	7	0			N		1	\$134.00	
149322	Sheema Specialty	12/17/2021	Active	27	5	1	4	17.39%	28	3	0			N		2	\$500.00	
35297	SOROTI	03/06/1978	Active(1)	12	0	1	-1	-7.69%	13	3	0			N	SC	6	\$270.00	
153713	Soroti City	03/02/2023	Active(1)	12	12	0	12	100.00%	18		4			N		14		
124965	Tororo Host	06/16/2015	Status Quo(4)	13	1	0	1	8.33%	12		7				S,T,M,VP,SC	24+	90+ Days	
150959	Wakiso Host	06/20/2022	Active	20	0	0	0	0.00%	17		0			N		1	\$208.00	
89531	YUMBE	10/31/2005	Active(2)	15	3	0	3	25.00%	12		7			N	SC	6	\$51.00	



Club Health Assessment for District 411 B through May 2025

			Status	Membership							Reports					Finance	LCIF
Club Number	Club Name	Charter Date		Current Member Count	YTD Members Added	YTD Members Dropped	YTD Net Growth	YTD Net Growth%	Member Count 12 Months Ago	Avg. length of service for dropped members	Months Since Last MMR ***	Yrs. Since Last Officer Report	President Rotation	Vice President Reported ****	Months Since Last Activity Report ***	Account Balance	Donations for current Fiscal Year
			Number of times on status quo within last two years	If below 15 members appears				If net loss is greater than 20% appears			If no report in 3 months appears in	When more than one year appears in	Number of repeat terms	Notes the officers that do not have an active	If no report at 12 months appears in red		

Clubs Cancelled Previous Fiscal Year – Clubs Cancelled within last 12 months may be reinstated

Club Number	Club Name	Charter Date	Current Status*	Cancellation Date
119442	Mpondwe-Lhubiriha	06/13/2013	Cancelled(8*)	04/29/2024

Current Total Clubs Count	YTD New Clubs Count	YTD Cancelled Clubs Count	YTD Net Club Gain	Current Total Members Count	YTD Add	YTD Drop	YTD Net Growth	YTD Net Growth %	Member Count 12 Months Ago	Average Member Count Per Club	% of Clubs with less than 20 members	% No MMR in 3 Months	% No Officer Report in 12 Months	% of Clubs with balance 90+ days	Number of Clubs in Status Quo	% Status Quo Clubs in Financial Suspension	Number of Cancelled Clubs	Average Cancelled Club Age	Members Lost Due to Cancellation	% of Clubs Cancelled for Non-Financial Reasons
61	8	2	6	2,316	654	298	356	18.16%	2,046	38	23%	28%	0%	23%	4	100%	2	15	47	-50%

* - P - Priority Club. Cancellation Reasons: 1-Objectives/conduct, 2-Non-active club, 5-Non-existing club, 6-Disbanding, 7-Merger, 8-Financial Suspension, 9-District/Multiple District Dues.

** - Abbreviation: P-President, S-Secretary, T-Treasurer, M-Member Chairperson, VP-First Vice President, MC-Communications Chairperson, SC-Service Chairperson

*** - Abbreviation: N/R - Never reported using the Lions Clubs website, N/A - Not applicable, No password registered for the Lions Clubs website.

**** - Abbreviation: N - New, IP - Immediate Past, R - Repeat.



Club Health Assessment for District 411 C through May 2025

			Status	Membership						Reports					Finance		LCIF			
Club Number	Club Name	Charter Date		Current Member Count	YTD Members Added	YTD Members Dropped	YTD Net Growth	YTD Net Growth%	Member Count 12 Months Ago	Avg. length of service for dropped members	Months Since Last MMR ***	Yrs. Since Last Officer Report	President Rotation	Vice President Reported ****	Months Since Last Activity Report ***	Account Balance	Donations for current Fiscal Year			
			Number of times on status quo within last two years	If below 15 members appears					If net loss is greater than 20% appears	If no report in 3 months appears in					When more than one year appears in	Number of repeat terms	Notes the officers that do not have an active	If no report at 12 months appears in red		
Clubs more than two years old																				
27835	ARUSHA	06/03/1968	Active	21	0	0	0	0.00%	30		6		2	R	S	3				
Exc Award (06/30/2018)																				
125072	Arusha City	06/18/2015	Active	29	8	7	1	3.57%	28	9	2			N	SC	7		\$760.00		
27836	DAR ES SALAAM	01/31/1963	Active	41	20	12	8	24.24%	34	16	0				VP	0		\$12,250.00		
Exc Award (06/30/2018, 06/30/2023)																				
132789	Dar Es Salaam Africana	10/04/2017	Active(1)	10	1	1	0	0.00%	14	20	0			N	VP	1				
Exc Award (06/30/2018)																				
30851	DAR ES SALAAM CITY	05/29/1975	Active	30	4	6	-2	-6.25%	32	6	0			N	SC	0		\$200.00		
151893	Dar es Salaam Infinity	08/17/2022	Active	27	5	2	3	12.50%	23	2	0			N		0		\$2,600.00		
Exc Award (06/30/2023)																				
152330	Dar es Salaam Melvin Jones	08/29/2022	Active(3)	15	4	5	-1	-6.25%	16	2	1			N		2				
56755	DAR ES SALAAM MZIZIMA	03/28/1995	Active	56	12	1	11	24.44%	46	43	3			N		0		\$200.00		
Exc Award (06/30/2016, 06/30/2017, 06/30/20)																				
133709	Dar Es Salaam New Century	02/14/2018	Active(2)	9	11	2	9	100.00%	11	0	0			N	M,VP,SC	0				
Exc Award (06/30/2019)																				
129382	Dar es Salaam Panorama	11/29/2016	Status Quo(1)	0	0	14	-14	-100.00%	24	5	1		None		P,S,T,M,VP SC	10	90+ Days			
Exc Award (06/30/2023)																				
50170	DAR ES SALAAM PWANI	02/06/1990	Active	27	6	5	1	3.85%	29	3	1		2	N	SC	1				
151030	Dar es Salaam Sky	06/02/2022	Active	29	7	10	-3	-9.38%	34	2	1			N		0		\$500.00		
Exc Award (06/30/2023, 06/30/2024)																				
130531	Dar Es Salaam Tanzanites	04/04/2017	Active	52	10	1	9	20.93%	46	8	0			N		0		\$5,942.00		
Exc Award (06/30/2018, 06/30/2022, 06/30/20)																				
151671	Dar es Salaam The Incredibles	07/29/2022	Active	24	2	5	-3	-11.11%	27	2	0			N		0		\$5,000.00		
136670	Dar es Salaam Uhuru	10/29/2018	Active	31	4	1	3	10.71%	28	0	4		2	N	VP	0		\$300.00		
Exc Award (06/30/2022, 06/30/2023, 06/30/20)																				
153581	Dar es Salaam Young Trailblazers	03/09/2023	Active	15	6	1	5	50.00%	10	1	3		2		M,VP,SC	2		\$300.00		
27839	KILIMANJARO L C	01/02/1967	Active	28	0	2	-2	-6.67%	33	7	6			N		0		\$3,000.00		



Club Health Assessment for District 411 C through May 2025

INTERNATIONAL

			Status	Membership							Reports					Finance	LCIF
Club Number	Club Name	Charter Date		Current Member Count	YTD Members Added	YTD Members Dropped	YTD Net Growth	YTD Net Growth%	Member Count 12 Months Ago	Avg. length of service for dropped members	Months Since Last MMR ***	Yrs. Since Last Officer Report	President Rotation	Vice President Reported ****	Months Since Last Activity Report ***	Account Balance	Donations for current Fiscal Year
			Number of times on status quo within last two years	If below 15 members appears				If net loss is greater than 20% appears			If no report in 3 months appears in	When more than one year appears in	Number of repeat terms	Notes the officers that do not have an active	If no report at 12 months appears in red		
105838	MOROGORO	06/30/2009	Active	20	0	2	-2	-9.09%	22	8	6		2	VP,SC	1		
62837	MOSHI KIBO	02/28/2000	Active	21	0	0	0	0.00%	21		11		2	R	9		
27843	MWANZA	09/24/1966	Cancelled(8*)	0	0	15	-15	-100.00%	15	17	5	1	None	P,S,T,M,VP SC	20	90+ Days	
153909	Mwanza Bugando	03/30/2023	Active(3)	20	20	20	0	0.00%	20	2	3		3	N	19	90+ Days	
147874	Mwanza City	08/23/2021	Cancelled(8*)	0	0	14	-14	-100.00%	14	2	10		None	P,S,T,M,VP SC	21	90+ Days	
63564	MWANZA VALENTINE	09/05/2000	Cancelled(6*)	0	0	0	0	0.00%	16		11		None	P,S,T,M,VP SC	14		
Exc Award (06/30/2020, 06/30/2023)																	

Clubs Cancelled Previous Fiscal Year – Clubs Cancelled within last 12 months may be reinstated

Club Number	Club Name	Charter Date	Current Status*	Cancellation Date
150037	Mauwa Arusha	04/05/2022	Cancelled(8*)	07/29/2023

Current Total Clubs Count	YTD New Clubs Count	YTD Cancelled Clubs Count	YTD Net Club Gain	Current Total Members Count	YTD Add	YTD Drop	YTD Net Growth	YTD Net Growth %	Member Count 12 Months Ago	Average Member Count Per Club	% of Clubs with less than 20 members	% No MMR in 3 Months	% No Officer Report in 12 Months	% of Clubs with balance 90+ days	Number of Clubs in Status Quo	% Status Quo Clubs in Financial Suspension	Number of Cancelled Clubs	Average Cancelled Club Age	Members Lost Due to Cancellation	% of Clubs Cancelled for Non-Financial Reasons
20	0	3	-3	505	120	126	-6	-1.17%	573	25	25%	40%	0%	10%	1	100%	3	29	29	0%

* - P - Priority Club. Cancellation Reasons: 1-Objectives/conduct, 2-Non-active club, 5-Non-existing club, 6-Disbanding, 7-Merger, 8-Financial Suspension, 9-District/Multiple District Dues.

** - Abbreviation: P-President, S-Secretary, T-Treasurer, M-Member Chairperson, VP-First Vice President, MC-Communications Chairperson, SC-Service Chairperson

*** - Abbreviation: N/R - Never reported using the Lions Clubs website, N/A - Not applicable, No password registered for the Lions Clubs website.

**** - Abbreviation: N - New, IP - Immediate Past, R - Repeat.



Club Health Assessment for District 412 A through May 2025

			Status	Membership							Reports					Finance		LCIF
Club Number	Club Name	Charter Date		Current Member Count	YTD Members Added	YTD Members Dropped	YTD Net Growth	YTD Net Growth%	Member Count 12 Months Ago	Avg. length of service for dropped members	Months Since Last MMR ***	Yrs. Since Last Officer Report	President Rotation	Vice President Reported ****	Months Since Last Activity Report ***	Account Balance	Donations for current Fiscal Year	
			Number of times on status quo within last two years	If below 15 members appears					If net loss is greater than 20% appears		If no report in 3 months appears in	When more than one year appears in	Number of repeat terms	Notes the officers that do not have an active	If no report at 12 months appears in red			
Clubs less than two years old																		
156477	Gaborone Central	10/30/2023	Active	24	5	5	0	0.00%	24	1	1		2	N	M,SC	0		
154761	Gaborone Mokolodi	06/20/2023	Status Quo(1)	20	0	0	0	0.00%	20		14	1	None		P,S,T,M,VP SC	N/A	90+ Days	
154611	Gaborone Sans Frontiers	06/01/2023	Status Quo(1)	25	0	0	0	0.00%	25		14	1	None		P,S,T,M,VP SC	N/R	90+ Days	
178971	Gweru Greater	11/15/2024	Active	20	24	4	20	100.00%	0	1	2			N		3		
154712	Gweru MSU	06/20/2023	Status Quo(1)	20	0	0	0	0.00%	20		14	1	None		P,S,T,M,VP SC	N/A	90+ Days	
154614	Mutare	06/02/2023	Active	22	0	0	0	0.00%	22		8		3	R	SC	N/R		
179919	Mvurwi	02/12/2025	Active	20	20	0	20	100.00%	0		3			N	VP,SC	N/R	90+ Days	
Clubs more than two years old																		
27886	BULAWAYO	04/12/1960	Active(1)	8	2	0	2	33.33%	6		0				VP	1		
Exc Award (06/30/2024)																		
138338	Bulawayo City	06/18/2019	Active	12	1	4	-3	-20.00%	16	1	2			N	SC	0	90+ Days	
36181	BULAWAYO KHUMALO	10/13/1978	Active	21	3	5	-2	-8.70%	23	12	1			N		0		
Exc Award (06/30/2023, 06/30/2024)																		
27887	BULAWAYO MATOPOS	02/05/1970	Cancelled(8*)	0	0	13	-13	-100.00%	13	9	5		None		P,S,T,M,VP SC	20	90+ Days	
137306	Chegututu	02/21/2019	Active(2)	5	0	0	0	0.00%	5		13	1	None		P,S,T,M,VP SC	15		
27889	CHIREDDI	11/05/1965	Active	25	5	2	3	13.64%	22	2	0			N	M,SC	4		
145727	Chiredzi Lowveld Speciality	03/23/2021	Active(3)	12	0	0	0	0.00%	12		14		3		M,VP,SC	22		
32054	FRANCISTOWN	04/19/1976	Active(1)	19	4	0	4	26.67%	24		7		2		VP,SC	8		
61632	FRANCISTOWN JUBILEE	03/15/1999	Active(2)	8	3	1	2	33.33%	6	10	2		2	R	M,SC	2		
61487	FRANCISTOWN NYANGABGWE	02/04/1999	Active	19	1	1	0	0.00%	21	3	1		2		M,VP,SC	2		
61633	FRANCISTOWN TATI	03/15/1999	Active	11	1	3	-2	-15.38%	15	7	1		None		P,T,M,VP,SC	5		
27873	GABORONE	08/23/1970	Active	33	0	0	0	0.00%	33		6			N	SC	2	\$1,610.00	
Exc Award (06/30/2018, 06/30/2021)																		
132234	Gaborone Greater	07/14/2017	Active	9	0	0	0	0.00%	9		13	1	None		P,S,T,M,VP SC	19		
143522	Gaborone Health and Wellness	11/04/2020	Active(2)	6	0	0	0	0.00%	9		11	1	None		P,S,T,M,VP SC	15	90+ Days	



Club Health Assessment for District 412 A through May 2025

			Status	Membership							Reports					Finance		LCIF
Club Number	Club Name	Charter Date		Current Member Count	YTD Members Added	YTD Members Dropped	YTD Net Growth	YTD Net Growth%	Member Count 12 Months Ago	Avg. length of service for dropped members	Months Since Last MMR ***	Yrs. Since Last Officer Report	President Rotation	Vice President Reported ****	Months Since Last Activity Report ***	Account Balance	Donations for current Fiscal Year	
			Number of times on status quo within last two years	If below 15 members appears				If net loss is greater than 20% appears			If no report in 3 months appears in	When more than one year appears in	Number of repeat terms	Notes the officers that do not have an active	If no report at 12 months appears in red			
148771	Gaborone RHIS Specialty	11/08/2021	Active	27	10	2	8	42.11%	27	3	0		2	N	19		\$10.00	
148248	Gaborone Sans Frontieres	09/27/2021	Active(1)	31	0	0	0	0.00%	31		14		4	R	1			
	Exc Award (06/30/2022, 06/30/2023, 06/30/2024)																	
33133	GREATER HARARE	12/08/1976	Active	23	0	1	-1	-4.17%	24	8	2			N	17			
27896	GWERU	04/12/1960	Active	21	5	25	-20	-48.78%	36	2	0		2	N	2		\$181.00	
	Exc Award (06/30/2023, 06/30/2024)																	
153426	Harare Central	01/30/2023	Active(1)	21	13	0	13	162.50%	8		0				0			
27911	HARARE CITY	09/21/1959	Active(3)	4	0	0	0	0.00%	4		13		2	N	5			
144687	Harare Cresta Hotels	12/30/2020	Cancelled(8*)	0	0	26	-26	-100.00%	26	2	14	1	None		19	90+ Days		
27907	HARARE FLAME LILY	03/07/1969	Active	17	3	7	-4	-19.05%	21	5	0			N	5		\$200.00	
137356	Harare Gunhill	11/21/2019	Active	20	0	12	-12	-37.50%	25	2	4			N	3		\$1,000.00	
	Exc Award (06/30/2023, 06/30/2024)																	
40194	HARARE THE PHOENIX	06/25/1981	Active(1)	21	1	3	-2	-8.70%	23	13	0		2	N	10		\$390.00	
	Exc Award (06/30/2023)																	
149503	Harare The Sovereigns	02/01/2022	Active	21	2	7	-5	-19.23%	27	2	3			N	3			
39840	HARARE WEST	04/29/1981	Active	21	6	8	-2	-8.70%	23	4	0			N	7		\$205.00	
133126	Hippo Valley	11/17/2017	Active	24	0	4	-4	-14.29%	28	4	7			N	16			
101833	KADOMA	04/14/2008	Active	6	0	0	0	0.00%	6		13	1	None		24+			
148717	Kadoma Central	10/25/2021	Active(2)	6	0	0	0	0.00%	6		13			N	9			
118873	KARIBA	02/28/2013	Active(3)	6	6	12	-6	-50.00%	12	9	2				16			
111476	KAROI	06/23/2011	Cancelled(8*)	0	10	24	-14	-100.00%	14	7	0		None		3	90+ Days		
	Exc Award (06/30/2021)																	
27908	KWE KWE	08/23/1962	Active	20	3	0	3	17.65%	21		0			N	0			
143551	Kwekwe Greater	11/19/2020	Active	22	1	1	0	0.00%	28	4	4				5		\$20.00	
27874	LOBATSE	02/04/1968	Active	23	0	4	-4	-14.81%	27	6	5		2		2			
	Exc Award (06/30/2023, 06/30/2024)																	
142904	Masvingo City	10/13/2020	Active	23	0	0	0	0.00%	24		11			N	14			



Club Health Assessment for District 412 A through May 2025

			Status	Membership							Reports					Finance	LCIF	
Club Number	Club Name	Charter Date		Current Member Count	YTD Members Added	YTD Members Dropped	YTD Net Growth	YTD Net Growth%	Member Count 12 Months Ago	Avg. length of service for dropped members	Months Since Last MMR ***	Yrs. Since Last Officer Report	President Rotation	Vice President Reported ****	Months Since Last Activity Report ***	Account Balance	Donations for current Fiscal Year	
			Number of times on status quo within last two years	If below 15 members appears					If net loss is greater than 20% appears			If no report in 3 months appears in	When more than one year appears in	Number of repeat terms	Notes the officers that do not have an active	If no report at 12 months appears in red		
Exc Award (06/30/2024)																		
116360	MAUN-GREATER	03/21/2012	Active(2)	6	0	0	0	0.00%	6		6		2	M,VP,SC	24+			
61138	MOLEPOLOLE	09/16/1998	Active(1)	19	3	1	2	11.76%	17	1	6			M,VP,SC	10		\$343.00	
Exc Award (06/30/2023)																		
150322	Mutare Specialty	05/23/2022	Status Quo(3)	11	0	0	0	0.00%	11		17	1	None	P,S,T,M,VP SC	21	90+ Days		
78924	MUTARE THE MOUNTAIN DEW	06/16/2004	Active(2)	11	11	0	11	100.00%	0		0		3	N	1	90+ Days		
129208	Norton	11/28/2016	Active(2)	5	2	4	-2	-28.57%	7	6	0		3	M,VP,SC	1			
27898	NYANGA	11/12/1971	Active(1)	24	2	2	0	0.00%	25	4	0			P,M,VP,SC	3			
27909	REDCLIFF	02/01/1967	Active	21	0	6	-6	-22.22%	27	4	5		None	N	0		\$20.00	
Exc Award (06/30/2021, 06/30/2023)																		
110977	RUSAPE	05/04/2011	Active(1)	6	0	0	0	0.00%	6		7			P,M,VP,SC	24+			
36790	SEBAKWE L C	03/09/1979	Active	10	0	3	-3	-23.08%	13	9	0			N	18		\$1,100.83	
27875	SELEBI PHIKWE	01/03/1974	Active	5	0	4	-4	-44.44%	9	6	2		7	M,VP,SC	24+			
61772	SELEBI-PHIKWE MOKOMOTO	04/13/1999	Active	20	0	0	0	0.00%	20		12		3	M,VP,SC	24+			
Exc Award (06/30/2022)																		
127318	Serowe Central	06/16/2016	Active(1)	9	0	0	0	0.00%	9		2			M,VP,SC	24+			
27918	TRIANGLE	04/03/1967	Active	35	1	2	-1	-2.78%	45	5	0			N	2			
Exc Award (06/30/2023)																		
145943	Victoria Falls Mosi oa Tunya	04/20/2021	Active(1)	11	7	2	5	83.33%	9	0	1			N	3			
144486	Wankie	12/24/2020	Active	16	1	1	0	0.00%	16	29	2			N	8			
27916	ZVISHAVANE	11/25/1966	Active	20	0	2	-2	-9.09%	23	5	5			N	2		\$50.00	

Clubs Cancelled Previous Fiscal Year – Clubs Cancelled within last 12 months may be reinstated

Club Number	Club Name	Charter Date	Current Status*	Cancellation Date
154621	Banket Central	06/01/2023	Cancelled(8*)	12/29/2023
153394	Chinhoyi Central	01/09/2023	Cancelled(8*)	11/29/2023
148597	Kariba Central	10/11/2021	Cancelled(8*)	11/29/2023



Club Health Assessment for District 412 A through May 2025

			Membership								Reports								Finance		LCIF
Club Number	Club Name	Charter Date		Current Member Count	YTD Members Added	YTD Members Dropped	YTD Net Growth	YTD Net Growth%	Member Count 12 Months Ago	Avg. length of service for dropped members	Months Since Last MMR ***	Yrs. Since Last Officer Report	President Rotation	Vice President Reported ****	Months Since Last Activity Report ***	Account Balance	Donations for current Fiscal Year				
			Number of times on status quo within last two years	If below 15 members appears				If net loss is greater than 20% appears			If no report in 3 months appears in	When more than one year appears in	Number of repeat terms	Notes the officers that do not have an active	If no report at 12 months appears in red						
139975	Karoi Central	10/09/2019	Cancelled(8*)	12/29/2023																	
144758	Lowveld	12/31/2020	Cancelled(8*)	06/29/2024																	
154853	Oodi	06/19/2023	Cancelled(8*)	04/29/2024																	
154854	Oodi Central	06/19/2023	Cancelled(8*)	04/29/2024																	
131761	Phakalane	07/03/2017	Cancelled(8*)	12/29/2023																	
148243	Phakalane Greater	10/18/2021	Cancelled(8*)	04/29/2024																	
148303	Phakalane Segodi Park	10/18/2021	Cancelled(8*)	04/29/2024																	
135158	Thamaga	06/17/2018	Cancelled(8*)	06/29/2024																	
Current Total Clubs Count	YTD New Clubs Count	YTD Cancelled Clubs Count	YTD Net Club Gain	Current Total Members Count	YTD Add	YTD Drop	YTD Net Growth	YTD Net Growth %	Member Count 12 Months Ago	Average Member Count Per Club	% of Clubs with less than 20 members	% No MMR in 3 Months	% No Officer Report in 12 Months	% of Clubs with balance 90+ days	Number of Clubs in Status Quo	% Status Quo Clubs in Financial Suspension	Number of Cancelled Clubs	Average Cancelled Club Age	Members Lost Due to Cancellation	% of Clubs Cancelled for Non-Financial Reasons	
55	2	3	-1	925	156	201	-45	-4.64%	1,009	17	47%	51%	15%	15%	4	100%	3	34	63	-367%	

* - P - Priority Club. Cancellation Reasons: 1-Objectives/conduct, 2-Non-active club, 5-Non-existing club, 6-Disbanding, 7-Merger, 8-Financial Suspension, 9-District/Multiple District Dues.


** - Abbreviation: P-President, S-Secretary, T-Treasurer, M-Member Chairperson, VP-First Vice President, MC-Communications Chairperson, SC-Service Chairperson

*** - Abbreviation: N/R - Never reported using the Lions Clubs website, N/A - Not applicable, No password registered for the Lions Clubs website.

**** - Abbreviation: N - New, IP - Immediate Past, R - Repeat.



Club Health Assessment for District 412 B through May 2025

			Status	Membership							Reports					Finance	LCIF
Club Number	Club Name	Charter Date		Current Member Count	YTD Members Added	YTD Members Dropped	YTD Net Growth	YTD Net Growth%	Member Count 12 Months Ago	Avg. length of service for dropped members	Months Since Last MMR ***	Yrs. Since Last Officer Report	President Rotation	Vice President Reported ****	Months Since Last Activity Report ***	Account Balance	Donations for current Fiscal Year
			Number of times on status quo within last two years	If below 15 members appears				If net loss is greater than 20% appears			If no report in 3 months appears in	When more than one year appears in	Number of repeat terms	Notes the officers that do not have an active	If no report at 12 months red		
Clubs less than two years old																	
171695	Blantyre Mpingwe	06/19/2024	Active	21	1	0	1	5.00%	0		1		2	R	N/A	90+ Days	\$20.00
171908	Mzuzu Nyika	06/20/2024	Active(1)	23	0	0	0	0.00%	0		9		2		M,VP,SC		N/A
171970	Nchalo Leo	06/10/2024	Active(1)	25	7	11	-4	-13.79%	0	1	4		2		M,VP,SC		N/A
Clubs more than two years old																	
118872	BEIRA CORRIDOR	02/28/2013	Active(2)	10	10	0	10	100.00%	7		3		2	R		22	\$1,840.00
27924	BLANTYRE	08/26/1960	Active(1)	29	0	0	0	0.00%	31		8			N		19	
150143	Blantyre Chileka	03/08/2022	Active	21	3	0	3	16.67%	19		1			N	M,SC	3	
134164	Blantyre Mandala	06/11/2018	Active	33	0	0	0	0.00%	29		0			N		9	\$1,000.00
Exc Award (06/30/2021, 06/30/2024)																	
88974	BWAILA	07/18/2005	Active(1)	6	0	0	0	0.00%	6		3		None	N	P,S,SC	24+	\$1,000.00
35916	CAPITAL CITY	06/06/1978	Active	44	0	0	0	0.00%	44		0			N	M,SC	19	
Exc Award (06/30/2021)																	
148369	Chitipa	09/20/2021	Active(1)	14	0	0	0	0.00%	14		13	1	None		P,S,T,M,VP SC	15	90+ Days
150274	Karonga Central	03/22/2022	Status Quo(1)	3	1	5	-4	-57.14%	7	3	2		2		T,M,VP,SC	2	
97231	KASUNGU	05/31/2006	Cancelled(8*)	0	11	14	-3	-100.00%	10	6	0		None		P,S,T,M,VP SC	24+	
62415	LILONGWE	10/12/1999	Active	48	6	2	4	9.09%	46	5	0		2		M,VP,SC	1	\$92.00
137690	Lilongwe Lingadzi	06/20/2019	Active(2)	11	4	3	1	10.00%	10	4	4				VP,SC	2	90+ Days
150494	Lilongwe Umodzi	04/12/2022	Active	18	0	0	0	0.00%	18		11			N	VP,SC	15	90+ Days
97302	MANGOCHI	06/13/2006	Status Quo(3)	14	0	0	0	0.00%	14		17	1	None		P,S,T,M,VP SC	24+	
117155	MTUNTAMA	06/14/2012	Active	17	6	9	-3	-15.00%	21	6	1			N		1	
Exc Award (06/30/2020)																	
56982	MZUZU	05/22/1995	Active	27	3	4	-1	-3.57%	28	8	0			N	M,SC	16	\$2,224.57
Exc Award (06/30/2021)																	
138170	Mzuzu Dwangwa	06/27/2019	Active(2)	25	0	0	0	0.00%	25		4				M,VP,SC	19	\$60.00
149698	Mzuzu Katoto	02/01/2022	Active	14	0	0	0	0.00%	15		1				M,VP,SC	15	\$3,035.00



Club Health Assessment for District 412 B through May 2025

INTERNATIONAL

			Status	Membership						Reports					Finance	LCIF	
Club Number	Club Name	Charter Date		Current Member Count	YTD Members Added	YTD Members Dropped	YTD Net Growth	YTD Net Growth%	Member Count 12 Months Ago	Avg. length of service for dropped members	Months Since Last MMR ***	Yrs. Since Last Officer Report	President Rotation	Vice President Reported ****	Months Since Last Activity Report ***	Account Balance	Donations for current Fiscal Year
			Number of times on status quo within last two years	If below 15 members appears				If net loss is greater than 20% appears			If no report in 3 months appears in	When more than one year appears in	Number of repeat terms	Notes the officers that do not have an active	If no report at 12 months appears in red		
134137	Mzuzu Viphya	04/17/2018	Active	45	10	0	10	28.57%	37		1			N	6		\$1,978.00
	Exc Award (06/30/2022)																
153022	Nchalo	02/17/2023	Active(1)	42	10	4	6	16.67%	36	2	1			N	2		\$1,000.00
149525	Rumphu	01/07/2022	Active(3)	11	0	0	0	0.00%	11		15	1	None	P,S,T,M,VP SC	17		
110976	SALIMA	05/04/2011	Active	14	0	0	0	0.00%	14		0		None	N P,S,M,SC	6		
134395	Tete Baobab	06/11/2018	Active	26	6	3	3	13.04%	23	2	4			VP	2		\$660.00
27925	ZOMBA	12/20/1971	Active	29	4	0	4	16.00%	25		5			N S,T,M	2		\$1,000.00
134165	Zomba Chirunga	04/24/2018	Active(1)	7	2	0	2	40.00%	5		2			N M,SC	2		
	Exc Award (06/30/2021)																

Clubs Cancelled Previous Fiscal Year – Clubs Cancelled within last 12 months may be reinstated

Club Number	Club Name	Charter Date	Current Status*	Cancellation Date
148716	Blantyre Kabula	11/03/2021	Cancelled(8*)	07/29/2023
143027	Mchinji Fort Manning	10/07/2020	Cancelled(8*)	12/29/2023
155783	Quelimane Centro	09/21/2023	Cancelled(8*)	06/29/2024

Current Total Clubs Count	YTD New Clubs Count	YTD Cancelled Clubs Count	YTD Net Club Gain	Current Total Members Count	YTD Add	YTD Drop	YTD Net Growth	YTD Net Growth %	Member Count 12 Months Ago	Average Member Count Per Club	% of Clubs with less than 20 members	% No MMR in 3 Months	% No Officer Report in 12 Months	% of Clubs with balance 90+ days	Number of Clubs in Status Quo	% Status Quo Clubs in Financial Suspension	Number of Cancelled Clubs	Average Cancelled Club Age	Members Lost Due to Cancellation	% of Clubs Cancelled for Non-Financial Reasons
26	0	1	-1	577	84	55	29	5.29%	495	22	46%	50%	12%	15%	2	100%	1	25	14	-300%

* - P - Priority Club. Cancellation Reasons: 1-Objectives/conduct, 2-Non-active club, 5-Non-existing club, 6-Disbanding, 7-Merger, 8-Financial Suspension, 9-District/Multiple District Dues.

** - Abbreviation: P-President, S-Secretary, T-Treasurer, M-Member Chairperson, VP-First Vice President, MC-Communications Chairperson, SC-Service Chairperson

*** - Abbreviation: N/R - Never reported using the Lions Clubs website, N/A - Not applicable, No password registered for the Lions Clubs website.

**** - Abbreviation: N - New, IP - Immediate Past, R - Repeat.



Club Health Assessment for District 352 through May 2025

Club Number	Club Name	Charter Date	Status	Membership							Reports					Finance	LCIF
				Current Member Count	YTD Members Added	YTD Members Dropped	YTD Net Growth	YTD Net Growth%	Member Count 12 Months Ago	Avg. length of service for dropped members	Months Since Last MMR ***	Yrs. Since Last Officer Report	President Rotation	Vice President Reported ****	Months Since Last Activity Report ***	Account Balance	Donations for current Fiscal Year
			Number of times on status quo within last two years	If below 15 members appears				If net loss is greater than 20% appears			If no report in 3 months appears	When more than one year appears in	Number of repeat terms	Notes the officers that do not have an active	If no report at 12 months appears in red		
Clubs less than two years old																	
177751	Alexandria Diamond	09/02/2024	Active(1)	24	27	3	24	100.00%	0	0	0			M,VP,SC	N/A		
179918	Alexandria Stars	12/09/2024	Active	20	20	0	20	100.00%	0		1			M,VP,SC	N/A		
171949	Cairo Masr	06/12/2024	Cancelled(8*)	0	0	20	-20	-100.00%	0	1	2		None	P,S,T,M,VP SC	N/A	90+ Days	
154826	Cairo Grace	06/21/2023	Cancelled(8*)	0	0	29	-29	-100.00%	29	4	4		None	P,S,T,M,VP SC	21	90+ Days	\$120.00
179867	Cairo Om ElDonia	12/06/2024	Active	21	21	0	21	100.00%	0		4			P,M,VP,SC	N/R		
177934	Cairo Sky	08/30/2024	Active	20	22	2	20	100.00%	0	0	4			M,VP,SC	N/R		
Clubs more than two years old																	
96676	AL REHAB	03/20/2006	Active(2)	25	13	8	5	25.00%	24	4	0		2	R	S,VP	0	
134868	Alexandria Alsafwa	06/11/2018	Active	11	2	10	-8	-42.11%	19	8	0			T,M,VP,SC	5		\$3,038.19
132534	Alexandria Antoniads	09/19/2017	Active	14	6	3	3	27.27%	11	1	0		2	N	M,SC	3	
104561	ALEXANDRIA APOLLO	02/02/2009	Active	24	5	1	4	20.00%	20	1	0		2	N		3	\$2,725.00
136176	Alexandria El Salamlek	09/10/2018	Cancelled(8*)	0	0	18	-18	-100.00%	18	4	4		None	P,S,T,M,VP SC	22	90+ Days	
143604	Alexandria Emerald	12/07/2020	Active	9	0	0	0	0.00%	9		6		5	R	M,SC	21	
146097	Alexandria Gardenia	05/10/2021	Active	21	6	5	1	5.00%	20	2	3		5	R	SC	0	\$409.00
138221	Alexandria Leaders	05/10/2019	Active	21	6	13	-7	-25.00%	30	3	0		None	P,M,VP,SC	4		
145858	Alexandria Majestec	04/20/2021	Active	17	6	3	3	21.43%	17	1	5		3	N	M,SC	2	
150450	Alexandria Maria	04/18/2022	Active	18	0	0	0	0.00%	18		6		4	R	M,SC	22	\$900.00
130876	Alexandria Meret	05/05/2017	Active	30	2	3	-1	-3.23%	32	5	0		2	R	M,SC	15	\$292.00
145090	Alexandria Orchid	02/24/2021	Active(1)	16	4	1	3	23.08%	13	7	1		5	N	SC	0	
136195	Alexandria Pharos	08/19/2018	Active	11	0	2	-2	-15.38%	13	6	0			R	VP,SC	22	\$500.00
127538	Alexandria Rhacotis	05/16/2016	Active	28	7	8	-1	-3.45%	31	3	0			N	SC	0	\$292.00
129545	Alexandria Royal	12/15/2016	Active(1)	16	2	1	1	6.67%	15	1	4			N	VP,SC	13	\$200.00
127157	Alexandria Sporting	03/29/2016	Active	29	0	0	0	0.00%	29		7		2		S,M,VP,SC	5	\$2,000.00
132535	Alexandria Stanly	09/11/2017	Active	12	0	1	-1	-7.69%	13	1	0		2	R	M,SC	0	



Club Health Assessment for District 352 through May 2025

Club Number	Club Name	Charter Date	Status	Membership							Reports					Finance	LCIF
				Current Member Count	YTD Members Added	YTD Members Dropped	YTD Net Growth	YTD Net Growth%	Member Count 12 Months Ago	Avg. length of service for dropped members	Months Since Last MMR ***	Yrs. Since Last Officer Report	President Rotation	Vice President Reported ****	Months Since Last Activity Report ***	Account Balance	Donations for current Fiscal Year
			Number of times on status quo within last two years	If below 15 members appears				If net loss is greater than 20% appears			If no report in 3 months appears	When more than one year appears in	Number of repeat terms	Notes the officers that do not have appears in an active	If no report at 12 months red		
149231	Alexandria Tibah	12/23/2021	Active(2)	5	1	2	-1	-16.67%	7	2	0		2	R	M,SC	15	
140407	Alexandria Venus	02/10/2020	Active	11	10	10	0	0.00%	12	4	0			N	S,M,SC	14	\$100.00
65255	ALEXANDRIA WEST	04/02/2002	Active	31	4	2	2	6.90%	29	5	0			R	M	2	\$2,183.37
Exc Award (06/30/2024)																	
129918	Alexandria Zizinia	01/23/2017	Active	26	1	2	-1	-3.70%	27	8	3		2	R		0	\$1,112.00
140899	Assiut Nile	05/29/2020	Active(2)	10	0	0	0	0.00%	10		4		6	R		22	90+ Days
102630	CAIRO ALAMAL	06/24/2008	Active	29	2	12	-10	-25.64%	39	11	5		3		M,VP,SC	22	\$300.00
133184	Cairo Alsofaraa	11/23/2017	Active(2)	33	0	0	0	0.00%	26		4			N	M,SC	21	90+ Days
150902	Cairo Beverley Hills	05/20/2022	Active	11	4	6	-2	-15.38%	20	2	0		4		M,VP,SC	5	
64585	CAIRO CAPITAL	06/30/2001	Active(3)	10	10	15	-5	-33.33%	15	10	4		6	R	T,SC	12	90+ Days
135915	CAIRO CARES	07/15/2018	Active	15	0	1	-1	-6.25%	16	6	1		2	R	M,VP,SC	5	
106912	CAIRO CLEOPATRA	12/03/2009	Active(2)	21	0	0	0	0.00%	21		14		4		T,M,VP,SC	21	\$10.00
101532	CAIRO ELITE	03/11/2008	Active(1)	25	2	4	-2	-7.41%	29	10	3		5	R	S,M	5	\$181.00
62813	CAIRO GARDEN CITY	02/21/2000	Active	27	1	8	-7	-20.59%	34	8	0		7	R	VP,SC	13	
145857	Cairo Golden Pharaohs	04/28/2021	Active(1)	14	3	1	2	16.67%	10	0	0		5	R	M,SC	1	\$263.00
127686	Cairo Golf	05/23/2016	Active(1)	10	0	0	0	0.00%	10		14		4		M,VP,SC	21	
132890	Cairo Harmony	11/07/2017	Active(1)	9	0	0	0	0.00%	11		1		8	R	M,SC	0	
146060	Cairo Horizon	05/03/2021	Cancelled(8*)	0	0	7	-7	-100.00%	11	3	11	1	None		P,S,T,M,VP SC	21	90+ Days
133216	Cairo Image	01/15/2018	Active(1)	14	0	0	0	0.00%	14		24		8		S,T,M,VP,SC	20	
148670	Cairo Kemet	11/08/2021	Active	27	6	8	-2	-6.90%	27	2	3		4	N		0	
Exc Award (06/30/2024)																	
151036	Cairo Media forum	06/06/2022	Cancelled(8*)	0	0	13	-13	-100.00%	13	2	5	1	None		P,S,T,M,VP SC	21	90+ Days
96435	CAIRO MERRY LAND	03/07/2006	Active	25	3	3	0	0.00%	25	6	4		20	R	M,SC	21	90+ Days
63698	CAIRO NEVERTITI	11/16/2000	Status Quo(2)	2	0	7	-7	-77.78%	9	15	1		9	R	S,M,VP,SC	21	90+ Days
49263	CAIRO NORTH	02/22/1989	Active	23	4	6	-2	-8.00%	25	12	0		2		S,VP	0	\$1,850.00
Exc Award (06/30/2021, 06/30/2022, 06/30/20)																	



Club Health Assessment for District 352 through May 2025

			Status	Membership							Reports					Finance		LCIF
Club Number	Club Name	Charter Date		Current Member Count	YTD Members Added	YTD Members Dropped	YTD Net Growth	YTD Net Growth%	Member Count 12 Months Ago	Avg. length of service for dropped members	Months Since Last MMR ***	Yrs. Since Last Officer Report	President Rotation	Vice President Reported ****	Months Since Last Activity Report ***	Account Balance	Donations for current Fiscal Year	
			Number of times on status quo within last two years	If below 15 members appears				If net loss is greater than 20% appears			If no report in 3 months appears in	When more than one year appears in	Number of repeat terms	Notes the officers that do not have appears in an active	If no report at 12 months red			
101678	CAIRO NORTH COSMOPOLITAN	05/02/2008	Active(3)	26	0	0	0	0.00%	26		11		16	R	M,VP,SC	2		
125893	Cairo RIMAS	09/30/2015	Active	26	5	3	2	8.33%	24	4	1		10	R	S,SC	21	\$1,600.00	
129330	Cairo Smile	11/07/2016	Active(1)	12	0	0	0	0.00%	12		1		9	N	M,VP,SC	21	\$40.00	
138296	Cairo Sunny	05/21/2019	Status Quo(1)	3	0	0	0	0.00%	3		23	1	None		P,S,T,M,VP SC	21	90+ Days	
150520	Cairo Tulip	04/22/2022	Active	34	3	1	2	6.25%	31	0	0		4	N		0	\$563.00	
61225	GUIZA	11/05/1998	Active(1)	12	0	6	-6	-33.33%	18	13	5		3		S,M,VP,SC	19	\$120.00	
34271	GUIZA COSMOPOLITAN	06/28/1977	Active	19	6	7	-1	-5.00%	20	3	0		3	R	SC	20	\$830.00	
38538	HELIOPOLIS	05/09/1980	Active	15	0	0	0	0.00%	17		6		11	R	M	18	\$192.00	
62814	HELIOPOLIS COSMOPOLITAN	02/14/2000	Active	19	0	0	0	0.00%	25		7		6	R	P,S,M,VP,SC	3	\$950.00	
68715	HELIOPOLIS EL OROUBA	04/30/2003	Status Quo(2)	6	0	0	0	0.00%	6		14		5		S,M,VP,SC	19	90+ Days	
133673	Sohag	02/22/2018	Active(1)	11	0	0	0	0.00%	11		6		2	R	M,SC	21		
67339	ZAMALEK MIDDLE EAST	02/10/2003	Active(1)	19	1	6	-5	-20.83%	24	10	5		4	R	M,SC	21	\$750.00	

Clubs Cancelled Previous Fiscal Year – Clubs Cancelled within last 12 months may be reinstated

Club Number	Club Name	Charter Date	Current Status*	Cancellation Date
68751	ALEXANDRIA EAST	05/05/2003	Cancelled(8*)	01/29/2024

Current Total Clubs Count	YTD New Clubs Count	YTD Cancelled Clubs Count	YTD Net Club Gain	Current Total Members Count	YTD Add	YTD Drop	YTD Net Growth	YTD Net Growth %	Member Count 12 Months Ago	Average Member Count Per Club	% of Clubs with less than 20 members	% No MMR in 3 Months	% No Officer Report in 12 Months	% of Clubs with balance 90+ days	Number of Clubs in Status Quo	% Status Quo Clubs in Financial Suspension	Number of Cancelled Clubs	Average Cancelled Club Age	Members Lost Due to Cancellation	% of Clubs Cancelled for Non-Financial Reasons
53	4	5	-1	967	215	261	-46	-4.54%	1,018	18	55%	51%	2%	13%	3	100%	5	7	87	-20%

* - P - Priority Club. Cancellation Reasons: 1-Objectives/conduct, 2-Non-active club, 5-Non-existing club, 6-Disbanding, 7-Merger, 8-Financial Suspension, 9-District/Multiple District Dues.

** - Abbreviation: P-President, S-Secretary, T-Treasurer, M-Member Chairperson, VP-First Vice President, MC-Communications Chairperson, SC-Service Chairperson

*** - Abbreviation: N/R - Never reported using the Lions Clubs website, N/A - Not applicable, No password registered for the Lions Clubs website.

**** - Abbreviation: N - New, IP - Immediate Past, R - Repeat.



Club Health Assessment for District 409 through May 2025

			Status	Membership							Reports					Finance		LCIF
Club Number	Club Name	Charter Date		Current Member Count	YTD Members Added	YTD Members Dropped	YTD Net Growth	YTD Net Growth%	Member Count 12 Months Ago	Avg. length of service for dropped members	Months Since Last MMR ***	Yrs. Since Last Officer Report	President Rotation	Vice President Reported ****	Months Since Last Activity Report ***	Account Balance	Donations for current Fiscal Year	
			Number of times on status quo within last two years	If below 15 members appears				If net loss is greater than 20% appears			If no report in 3 months appears in	When more than one year appears in	Number of repeat terms	Notes the officers that do not have an active	If no report at 12 months appears in red			
Clubs less than two years old																		
154698	Bunia Humantaire	06/16/2023	Active	18	7	12	-5	-21.74%	23	1	6		3	N	N/A			
180602	Kigali Impact	03/07/2025	Newly Chartered	26	26	0	26	100.00%	0		1			N	SC	N/R		
Clubs more than two years old																		
36427	BENI	12/19/1978	Active	50	8	2	6	13.64%	44	18	2			N	SC	1	\$50.00	
27022	BOMA	05/16/1964	Active(2)	10	0	0	0	0.00%	10		0				VP	2	90+ Days	
27037	BUJUMBURA	11/20/1957	Active(1)	29	6	0	6	26.09%	23		4			N	M	19	90+ Days	
27023	BUKAVU	09/28/1957	Active	31	0	3	-3	-8.82%	34	5	1			N	M,VP,SC	4	\$1,100.00	
138064	Bukavu Uwezo Campus	06/12/2019	Active	8	1	0	1	14.29%	8		4		3	N	SC	3		
98996	BUNIA	04/03/2007	Active(1)	18	6	3	3	20.00%	15	2	5		2	R	VP	10	\$2,006.00	
36428	BUTEMBO	12/19/1978	Status Quo(2)	16	0	0	0	0.00%	16		14	1	None		P,S,T,M,VP SC	20	90+ Days	
27025	GOMA GISENYI L C	06/22/1966	Active(1)	42	1	1	0	0.00%	42	19	0			N		1	\$530.00	
98998	ISIRO	04/03/2007	Active(2)	15	0	0	0	0.00%	15		13			N	T,M	24+		
78125	KALEMIE TANGANIKA	04/30/2004	Status Quo(3)	7	0	0	0	0.00%	7		4		3	N		6	90+ Days	
27035	KIGALI	11/15/1959	Status Quo(3)	31	8	2	6	24.00%	25	0	2				VP	6	90+ Days	
27031	KINSHASA KIN-MALEBO	02/16/1973	Active	20	0	0	0	0.00%	20		13			N	P	11	\$1,000.00	
39331	KINSHASA LIPOPO	01/19/1981	Active(1)	71	13	5	8	12.70%	55	3	1			R		0	\$2,250.00	
77622	KINSHASA TSHANGU MWINDA	10/28/2003	Active	8	0	0	0	0.00%	8		15		2	R		24+	\$50.00	
27030	KINSHASA-BANKOKO	08/12/1957	Active(1)	12	0	0	0	0.00%	12		4		None		P,S,T,M,VP SC	24+	90+ Days	
31522	KINSHASA-BONDEKO	12/31/1975	Active(1)	25	1	0	1	4.17%	24		2			N	M	0		
109733	KOLWEZI KITUMAINI	11/23/2010	Active(3)	7	0	0	0	0.00%	10		11		2		M,VP,SC	2		
98993	LIKASI MUKUBA	04/03/2007	Active	13	0	0	0	0.00%	13		4			N	SC	20	90+ Days	
134250	Lubumbashi Amani	03/29/2018	Status Quo(4)	14	0	0	0	0.00%	0		11			N	T,M	24+	90+ Days	
27026	LUBUMBASHI DOYEN	01/03/1958	Active(1)	21	0	0	0	0.00%	21		5		2		M,VP	24+	\$200.00	



Club Health Assessment for District 409 through May 2025

				Status		Membership						Reports					Finance		LCIF	
Club Number	Club Name	Charter Date			Current Member Count	YTD Members Added	YTD Members Dropped	YTD Net Growth	YTD Net Growth%	Member Count 12 Months Ago	Avg. length of service for dropped members	Months Since Last MMR ***	Yrs. Since Last Officer Report	President Rotation	Vice President Reported ****	Months Since Last Activity Report ***	Account Balance	Donations for current Fiscal Year		
				Number of times on status quo within last two years	If below 15 members appears				If net loss is greater than 20% appears			If no report in 3 months appears in	When more than one year appears in	Number of repeat terms		Notes the officers that do not have an active	If no report at 12 months appears in red			
48462	LUBUMBASHI JACARANDA	04/11/1988		Active(2)	20	1	1	0	0.00%	20	12	6			N	P,VP,SC	1	\$1,100.00		
109453	LUBUMBASHI MAADINI	10/07/2010		Status Quo(4)	23	0	1	-1	-4.17%	24	15	7			R		19			
33622	LUBUMBASHI MAMPALA	03/24/1977		Active	29	4	2	2	7.41%	31	0	0			R		14	\$150.00		
40091	LUKAYA-CATARACTES L C	06/12/1981		Active(1)	19	2	0	2	11.76%	17		3				S,T,M,VP,SC	4			
150501	Mahagi	04/22/2022		Status Quo(2)	10	0	10	-10	-50.00%	20	3	2			N	M,SC	11	90+ Days		
27033	MATADI-VIVI	03/30/1962		Status Quo(4)	13	0	0	0	0.00%	15		11			N	P,SC	24+	90+ Days		
58514	MUENE-DITU	06/29/1996		Status Quo(3)	10	0	0	0	0.00%	0		11			R	S,T,M,SC	N/R	90+ Days		
98995	UVIRA	04/03/2007		Status Quo(4)	8	0	0	0	0.00%	8		21	1	None		P,S,T,M,VP SC	N/R	90+ Days		
Current Total Clubs Count	YTD New Clubs Count	YTD Cancelled Clubs Count	YTD Net Club Gain	Current Total Members Count	YTD Add	YTD Drop	YTD Net Growth	YTD Net Growth %	Member Count 12 Months Ago	Average Member Count Per Club	% of Clubs with less than 20 members	% No MMR in 3 Months	% No Officer Report in 12 Months	% of Clubs with balance 90+ days	Number of Clubs in Status Quo	% Status Quo Clubs in Financial Suspension	Number of Cancelled Clubs	Average Cancelled Club Age	Members Lost Due to Cancellation	% of Clubs Cancelled for Non-Financial Reasons
30	1	0	1	624	84	42	42	7.22%	560	21	57%	67%	7%	43%	9	100%	0	0	0	0%

* - P - Priority Club. Cancellation Reasons: 1-Objectives/conduct, 2-Non-active club, 5-Non-existing club, 6-Disbanding, 7-Merger, 8-Financial Suspension, 9-District/Multiple District Dues.
** - Abbreviation: P-President, S-Secretary, T-Treasurer, M-Member Chairperson, VP-First Vice President, MC-Communications Chairperson, SC-Service Chairperson
*** - Abbreviation: N/R - Never reported using the Lions Clubs website, N/A - Not applicable, No password registered for the Lions Clubs website.
**** - Abbreviation: N - New, IP - Immediate Past, R - Repeat.



Club Health Assessment for District 413 through May 2025

			Status	Membership							Reports					Finance		LCIF
Club Number	Club Name	Charter Date		Current Member Count	YTD Members Added	YTD Members Dropped	YTD Net Growth	YTD Net Growth%	Member Count 12 Months Ago	Avg. length of service for dropped members	Months Since Last MMR ***	Yrs. Since Last Officer Report	President Rotation	Vice President Reported ****	Months Since Last Activity Report ***	Account Balance	Donations for current Fiscal Year	
			Number of times on status quo within last two years	If below 15 members appears				If net loss is greater than 20% appears			If no report in 3 months appears in	When more than one year appears in	Number of repeat terms	Notes the officers that do not have an active	If no report at 12 months appears in red			
Clubs less than two years old																		
172300	Lusaka Acacia	06/25/2024	Active	23	2	0	2	9.52%	0		7		2	R	3			
174290	Lusaka Rosewood	07/30/2024	Active	23	23	0	23	100.00%	0		0			N	N/R	90+ Days		
Clubs more than two years old																		
68864	CHAMBA VALLEY	05/19/2003	Active(1)	28	4	4	0	0.00%	28	2	0		2	N	S	7		
58873	CHILANGA	11/20/1996	Active	26	1	5	-4	-13.33%	30	10	0			N	SC	7	90+ Days	
27928	CHILILABOMBWE	03/26/1962	Status Quo(2)	29	0	0	0	0.00%	29		5			R	S,M	24+	90+ Days	
68840	CHINGOLA NCHANGA	05/19/2003	Active	21	1	2	-1	-4.55%	20	7	8			N		24+	90+ Days	
144487	Chinsali	12/28/2020	Status Quo(2)	13	0	0	0	0.00%	13		11			N		24+	90+ Days	
29764	CHIPATA	08/06/1974	Active(1)	21	1	2	-1	-4.55%	23	15	1				M,VP,SC	14	90+ Days	
83055	CHOMA CENTRAL	06/30/2004	Active	13	1	0	1	8.33%	12		7			N	VP	4		
105961	CHONGWE	08/17/2009	Active(1)	15	0	0	0	0.00%	18		0		2	N	P,M,SC	13	90+ Days	
148990	Chudleigh	11/15/2021	Active(2)	40	5	7	-2	-4.76%	64	2	5			N		7	90+ Days	
78654	EMMASDALE	04/02/2004	Active	24	7	3	4	20.00%	20	2	0			N	SC	2		
33134	ITIMPI	12/15/1976	Active	21	0	0	0	0.00%	20		12		2	R	SC	9		
49535	JACARANDA	05/09/1989	Active	47	3	1	2	4.44%	45	3	0			N		1	\$1,085.00	
Exc Award (06/30/2024)																		
27937	KABULONGA	03/22/1972	Active	44	5	6	-1	-2.22%	45	8	1		2	N		3	\$50.00	
Exc Award (06/30/2023)																		
27929	KABWE	07/13/1962	Active(1)	31	1	8	-7	-18.42%	38	5	3			R	VP	15	90+ Days	
33500	KAFUE	03/09/1977	Active	26	7	0	7	36.84%	19		4			N	P	6	\$1,000.00	
137097	Kamirenda	03/27/2019	Active	11	3	0	3	37.50%	8		9		2		T,VP	17	90+ Days	
37306	KASAMA	06/13/1979	Active(1)	16	0	0	0	0.00%	16		17			R		5		
27932	KITWE	09/05/1961	Active(1)	19	0	0	0	0.00%	19		18		2		VP,SC	13	90+ Days	
50171	KITWE MUKUBA	02/02/1990	Active	33	1	2	-1	-2.94%	35	15	5		2	N	SC	17	\$100.00	
27933	KITWE NKANA	03/15/1972	Active	35	1	0	1	2.94%	34		0		2	R		5		



Club Health Assessment for District 413 through May 2025

			Status	Membership							Reports					Finance	LCIF
Club Number	Club Name	Charter Date		Current Member Count	YTD Members Added	YTD Members Dropped	YTD Net Growth	YTD Net Growth%	Member Count 12 Months Ago	Avg. length of service for dropped members	Months Since Last MMR ***	Yrs. Since Last Officer Report	President Rotation	Vice President Reported ****	Months Since Last Activity Report ***	Account Balance	Donations for current Fiscal Year
			Number of times on status quo within last two years	If below 15 members appears				If net loss is greater than 20% appears			If no report in 3 months appears in	When more than one year appears in	Number of repeat terms	Notes the officers that do not have appears in an active	If no report at 12 months red		
152802	Livingstone Mosi oa Tunya Thunder	11/11/2022	Active	47	0	1	-1	-2.08%	48	2	7			N	2		
27936	LUSAKA	12/04/1961	Active	46	6	5	1	2.22%	45	2	3			N	5		\$400.00
99594	LUSAKA CHELSTON	06/11/2007	Active(1)	20	9	0	9	81.82%	13		3			S,M,VP,SC	17	90+ Days	
58600	LUSAKA FAIRVIEW	07/05/1996	Active(3)	19	1	0	1	5.56%	28		5			N	4		
57930	LUSAKA IBEX	03/04/1996	Active	40	2	6	-4	-9.09%	44	4	0			N	4		\$15.00
150287	Lusaka Jesmondine	03/23/2022	Active(1)	35	18	14	4	12.90%	38	3	0			N	1	90+ Days	
50108	LUSAKA KAPILA	01/15/1990	Active	53	9	7	2	3.92%	51	5	0			N	4		\$10,150.00
Exc Award (06/30/2017)																	
78440	LUSAKA KASUPE	03/05/2004	Active(1)	18	1	8	-7	-28.00%	25	6	0			N	3	90+ Days	
67594	LUSAKA LONGACRES	03/31/2003	Status Quo(2)	22	0	0	0	0.00%	27		11			N	19	90+ Days	
129486	Lusaka Luangwa	11/30/2016	Cancelled(8*)	0	0	15	-15	-100.00%	15	7	4		None	P,S,T,M,VP SC S	17	90+ Days	\$100.00
75935	LUSAKA MAKENI	06/30/2003	Active(1)	25	12	2	10	66.67%	20	16	1			R	4		
50475	LUSAKA MULUNGUSHI	04/19/1990	Active	34	5	0	5	17.24%	33		1			N	1		\$1,000.00
Exc Award (06/30/2023)																	
50172	LUSAKA MUNALI	02/02/1990	Active	27	1	11	-10	-27.03%	41	8	0			N	16		
Exc Award (06/30/2016, 06/30/2018)																	
125237	Lusaka Nkwazi	06/19/2015	Active	45	7	4	3	7.14%	42	1	0			T,M,VP,SC	6		\$50.00
61511	LUSAKA SUNNINGDALE	02/11/1999	Active	49	16	16	0	0.00%	49	3	0			N	0		
27938	LUSAKA WOODLANDS	11/12/1969	Active	57	12	10	2	3.64%	55	6	0		None	N	5		
133032	Mazabuka Nakambala	01/25/2018	Active	11	0	0	0	0.00%	11		1			VP,SC	16	90+ Days	
38113	MONGU	02/28/1980	Active	14	0	0	0	0.00%	14		0			N	17		
119434	MUMBWA CENTRAL	05/30/2013	Active	22	6	0	6	37.50%	16		2		2	T,M,VP,SC	6	90+ Days	
27940	NDOLA	03/05/1962	Active	49	1	5	-4	-7.55%	53	4	1			N	1		
132848	Ndola Kafubu	10/24/2017	Active	28	0	0	0	0.00%	28		14		2	N	3		
42256	NDOLA KANSENSHI	01/27/1983	Active	42	0	6	-6	-12.50%	48	3	5		2	N	3		\$62.00
Exc Award (06/30/2020)																	



Club Health Assessment for District 413 through May 2025

			Status								Membership								Reports				Finance		LCIF	
Club Number	Club Name	Charter Date		Current Member Count	YTD Members Added	YTD Members Dropped	YTD Net Growth	YTD Net Growth%	Member Count 12 Months Ago	Avg. length of service for dropped members	Months Since Last MMR ***	Yrs. Since Last Officer Report	President Rotation	Vice President Reported ****	Months Since Last Activity Report ***	Account Balance	Donations for current Fiscal Year									
			Number of times on status quo within last two years	If below 15 members appears			If net loss is greater than 20% appears				If no report in 3 months appears in	When more than one year appears in	Number of repeat terms	Notes the officers that do not have an active	If no report at 12 months appears in red											
50109	NDOLA THANDIZANI	01/15/1990	Active(1)	19	29	11	18	1800.00%	28	9	6			N	SC	4	90+ Days	\$704.05								
137280	Rhodes Park	03/06/2019	Active	32	11	12	-1	-3.03%	33	2	0			N	SC	0										
57217	ROMA	07/03/1995	Active	36	3	7	-4	-10.00%	41	6	0			N		4										
68861	SOLWEZI KANSANSHI	05/19/2003	Active(2)	10	0	0	0	0.00%	10		18		2	M,VP,SC	24+											
134138	Solwezi Mutanda	05/08/2018	Status Quo(2)	21	0	0	0	0.00%	21		0			N	SC	16	90+ Days									
Current Total Clubs Count	YTD New Clubs Count	YTD Cancelled Clubs Count	YTD Net Club Gain	Current Total Members Count	YTD Add	YTD Drop	YTD Net Growth	YTD Net Growth %	Member Count 12 Months Ago	Average Member Count Per Club	% of Clubs with less than 20 members	% No MMR in 3 Months	% No Officer Report in 12 Months	% of Clubs with balance 90+ days	Number of Clubs in Status Quo	% Status Quo Clubs in Financial Suspension	Number of Cancelled Clubs	Average Cancelled Club Age	Members Lost Due to Cancellation	% of Clubs Cancelled for Non-Financial Reasons						
48	1	1	0	1,380	215	180	35	2.60%	1,413	29	25%	46%	0%	40%	4	100%	1	8	15	0%						

* - P - Priority Club. Cancellation Reasons: 1-Objectives/conduct, 2-Non-active club, 5-Non-existing club, 6-Disbanding, 7-Merger, 8-Financial Suspension, 9-District/Multiple District Dues.
** - Abbreviation: P-President, S-Secretary, T-Treasurer, M-Member Chairperson, VP-First Vice President, MC-Communications Chairperson, SC-Service Chairperson
*** - Abbreviation: N/R - Never reported using the Lions Clubs website, N/A - Not applicable, No password registered for the Lions Clubs website.
**** - Abbreviation: N - New, IP - Immediate Past, R - Repeat.



Club Health Assessment for District 414 through May 2025

			Status	Membership							Reports					Finance		LCIF
Club Number	Club Name	Charter Date		Current Member Count	YTD Members Added	YTD Members Dropped	YTD Net Growth	YTD Net Growth%	Member Count 12 Months Ago	Avg. length of service for dropped members	Months Since Last MMR ***	Yrs. Since Last Officer Report	President Rotation	Vice President Reported ****	Months Since Last Activity Report ***	Account Balance	Donations for current Fiscal Year	
			Number of times on status quo within last two years	If below 15 members appears				If net loss is greater than 20% appears			If no report in 3 months appears in	When more than one year appears in	Number of repeat terms	Notes the officers that do not have appears in an active	If no report at 12 months red			
Clubs less than two years old																		
156272	Nabeul MIT	12/14/2023	Active	20	0	0	0	0.00%	20		20	1	None	P,S,T,M,VP SC	N/A	90+ Days		
180623	Sfax Mediterranee	02/11/2025	Active	28	35	7	28	100.00%	0	0	0			N	M	2	90+ Days	
155039	Soliman	09/04/2023	Cancelled(8*)	0	0	23	-23	-100.00%	22	2	0		None	P,S,T,M,VP SC	N/A	90+ Days		
156735	Sousse Sodalite	01/19/2024	Cancelled(8*)	0	0	20	-20	-100.00%	20	2	17		None	P,S,T,M,VP SC	N/R	90+ Days		
179927	Thyna Vision	01/22/2025	Active	24	24	0	24	100.00%	0		3			N		1	90+ Days	
156125	Tunis Vidarr	10/25/2023	Active(1)	10	2	22	-20	-66.67%	29	1	0		2	N	S,M,SC	6	90+ Days	
Clubs more than two years old																		
129600	Ariana Les Lumières	03/17/2017	Active	16	1	0	1	6.67%	20		0			R	M,SC	0	90+ Days	
99715	BIZERTE HIPPOZARITUS	06/22/2007	Cancelled(8*)	0	0	4	-4	-100.00%	4	12	17	1	None	P,S,T,M,VP SC	24+	90+ Days		
149096	Carthage Phoenix	12/22/2021	Active	14	0	10	-10	-41.67%	24	2	5		3	M,VP		13		
61459	CARTHAGE REINE DIDON	01/25/1999	Active(2)	40	37	5	32	400.00%	8	2	1		3	R	M,SC	1	90+ Days	
	Exc Award (06/30/2023)																	
63510	CARTHAGE SOPHONISBE	08/08/2000	Active	22	8	9	-1	-4.35%	23	19	1		2	R	M,SC	1	\$819.66	
	Exc Award (06/30/2018)																	
101010	EL KANTAOUI HAMMAM SOUSSE	01/28/2008	Active(1)	19	0	1	-1	-5.00%	20	3	0			N	M,SC	24+		
44404	LA SOUKRA	11/13/1984	Active(2)	6	0	2	-2	-25.00%	9	12	0		2	S,T,M,VP,SC		24+		
131693	Marsa les Colombes	08/31/2017	Status Quo(3)	6	0	9	-9	-60.00%	15	4	0			S,M,VP,SC		15	90+ Days	
151486	Nabeul Best Sight	06/30/2022	Active(3)	17	0	6	-6	-26.09%	25	2	1			N	P,M,SC	7		
26980	NABEUL HAMMAMET	06/30/1971	Status Quo(2)	19	0	2	-2	-9.52%	21	20	0			R	P,M,SC	20	90+ Days	
	Exc Award (06/30/2023)																	
140233	Nabeul Neapolis	02/25/2020	Active	15	3	4	-1	-6.25%	24	1	0		2	N	M,SC	7	90+ Days	
110712	SALAMMBÔ	04/18/2011	Active(1)	19	0	0	0	0.00%	21		11			M,VP,SC		14		
26981	SFAX	04/01/1968	Status Quo(3)	17	0	0	0	0.00%	19		10	1	None	P,S,T,M,VP SC	11	90+ Days		
142394	Sfax ISB	09/21/2020	Status Quo(1)	20	0	0	0	0.00%	7		6		None	N	P,M,SC	24+	90+ Days	
129259	Sfax Les Oliviers	11/04/2016	Active	31	3	2	1	3.33%	28	5	0			N		0		



Club Health Assessment for District 414 through May 2025

			Status	Membership							Reports					Finance		LCIF
Club Number	Club Name	Charter Date		Current Member Count	YTD Members Added	YTD Members Dropped	YTD Net Growth	YTD Net Growth%	Member Count 12 Months Ago	Avg. length of service for dropped members	Months Since Last MMR ***	Yrs. Since Last Officer Report	President Rotation	Vice President Reported ****	Months Since Last Activity Report ***	Account Balance	Donations for current Fiscal Year	
			Number of times on status quo within last two years	If below 15 members appears				If net loss is greater than 20% appears			If no report in 3 months appears in	When more than one year appears in	Number of repeat terms	Notes the officers that do not have an active	If no report at 12 months appears in red			
Exc Award (06/30/2018, 06/30/2021, 06/30/2022)																		
55009	SFAX SIDI MANSOUR	10/26/1993	Active(1)	16	0	0	0	0.00%	16		11		3	M,VP,SC	11			
38772	SFAX THYNA	06/05/1980	Active	61	2	1	1	1.67%	61	5	0			N	0		\$6,718.40	
Exc Award (06/30/2023, 06/30/2024)																		
35310	SIDI BOU SAID	03/27/1978	Cancelled(8*)	0	0	8	-8	-100.00%	11	14	5		None	P,S,T,M,VP SC	24	90+ Days		
145854	Sirius Ariana	04/16/2021	Active	19	0	0	0	0.00%	19		13			M,VP,SC	1			
133787	Soukra Yesmine	02/08/2018	Active	29	0	0	0	0.00%	29		0			R M	0			
Exc Award (06/30/2023)																		
84540	TUNIS ALYSSA	12/10/2004	Active(2)	18	0	3	-3	-14.29%	21	18	6			N	6	90+ Days		
53698	TUNIS CARTHAGO	09/21/1992	Active	11	0	3	-3	-21.43%	14	11	0			M,VP,SC	1			
26982	TUNIS DOYEN	02/02/1968	Active(1)	42	1	2	-1	-2.33%	44	30	0			N	1		\$1,900.44	
Exc Award (06/30/2018, 06/30/2019, 06/30/2020)																		
40345	TUNIS EL MENZAH	08/27/1981	Active	18	0	2	-2	-10.00%	24	1	0			M,VP,SC	2			
98921	TUNIS ENNASR	05/07/2007	Active(2)	11	1	0	1	10.00%	15		2			N M,VP,SC	1			
140440	Tunis Esprit	05/04/2020	Active(1)	39	15	19	-4	-9.30%	43	2	1			N	2			
149806	Tunis Golfe	02/18/2022	Active	13	11	6	5	62.50%	8	2	2		2	N S,M,SC	6	90+ Days		
148128	Tunis IHEC Carthage	09/27/2021	Status Quo(1)	31	7	25	-18	-36.73%	51	1	8			N	8	90+ Days		
145985	Tunis ISG	05/12/2021	Active(1)	5	2	17	-15	-75.00%	20	1	5			N M,SC	14	90+ Days		
48203	TUNIS LA MARSA	02/15/1988	Active(3)	35	0	0	0	0.00%	35		0			T,M,VP,SC	13			
124916	Tunis La Renaissance	06/09/2015	Active(3)	11	0	2	-2	-15.38%	13	2	7		4	N	0			
48969	TUNIS LE BELVEDERE	10/19/1988	Active(1)	13	1	3	-2	-13.33%	15	4	3			VP	2		\$100.00	
99811	TUNIS LE LAC	06/29/2007	Active	15	0	0	0	0.00%	20		11			M,VP,SC	16			
Exc Award (06/30/2018)																		
146798	Tunis Marsa Athena	06/18/2021	Active(3)	16	19	20	-1	-5.88%	17	3	-1		2	R S	3			
49016	TUNIS MEDINA	11/01/1988	Active(2)	29	3	0	3	11.54%	26		1			R T,M,SC	0			
Exc Award (06/30/2023, 06/30/2024)																		



Club Health Assessment for District 414 through May 2025

			Status	Membership							Reports					Finance	LCIF
Club Number	Club Name	Charter Date		Current Member Count	YTD Members Added	YTD Members Dropped	YTD Net Growth	YTD Net Growth%	Member Count 12 Months Ago	Avg. length of service for dropped members	Months Since Last MMR ***	Yrs. Since Last Officer Report	President Rotation	Vice President Reported ****	Months Since Last Activity Report ***	Account Balance	Donations for current Fiscal Year
			Number of times on status quo within last two years	If below 15 members appears						If net loss is greater than 20% appears	If no report in 3 months appears in	When more than one year appears in	Number of repeat terms	Notes the officers that do not have an active	If no report at 12 months appears in red		
152801	Tunis National Institute of Applied Science and	12/15/2022	Active(1)	47	21	28	-7	-12.96%	54	1	0			R M	0		
150121	Tunis Nutriconcept	03/09/2022	Cancelled(8*)	0	0	12	-12	-100.00%	12	3	8	1	None	P,S,T,M,VP SC	24+	90+ Days	
148135	Tunis Polaris	09/27/2021	Cancelled(8*)	0	0	20	-20	-100.00%	20	3	18	1	None	P,S,T,M,VP SC	N/A	90+ Days	
111366	TUNIS SIDI MEHREZ	06/10/2011	Active(1)	21	0	0	0	0.00%	21		10			N M,SC	1		
144798	Tunis SMU Nation	03/02/2021	Active(1)	59	73	97	-24	-28.92%	83	1	0			R	1	90+ Days	
137971	Tunis Tanit Soukra Campus	06/18/2019	Active	58	24	19	5	9.43%	56	2	0			M,VP,SC	0	90+ Days	
138365	Tunis Tunaruz Campus	06/18/2019	Active(1)	12	5	0	5	71.43%	7		5			R M,SC	2		
127908	Tunis Zitouna	06/27/2016	Active	18	0	0	0	0.00%	19		11		2	N SC	17		\$5,000.00

Clubs Cancelled Previous Fiscal Year – Clubs Cancelled within last 12 months may be reinstated

Club Number	Club Name	Charter Date	Current Status*	Cancellation Date
29585	TUNIS CARTHAGE-EL KAHENA	06/24/1974	Cancelled(8*)	06/29/2024
149038	Tunis Jeanne d Arc	12/22/2021	Cancelled(8*)	12/29/2023
99758	TUNIS ULYSSE	06/27/2007	Cancelled(6*)	08/29/2023

Current Total Clubs Count	YTD New Clubs Count	YTD Cancelled Clubs Count	YTD Net Club Gain	Current Total Members Count	YTD Add	YTD Drop	YTD Net Growth	YTD Net Growth %	Member Count 12 Months Ago	Average Member Count Per Club	% of Clubs with less than 20 members	% No MMR in 3 Months	% No Officer Report in 12 Months	% of Clubs with balance 90+ days	Number of Clubs in Status Quo	% Status Quo Clubs in Financial Suspension	Number of Cancelled Clubs	Average Cancelled Club Age	Members Lost Due to Cancellation	% of Clubs Cancelled for Non-Financial Reasons
43	2	6	-4	990	298	413	-115	-10.41%	1,133	23	58%	40%	5%	40%	5	100%	6	23	87	-33%

* - P - Priority Club. Cancellation Reasons: 1-Objectives/conduct, 2-Non-active club, 5-Non-existing club, 6-Disbanding, 7-Merger, 8-Financial Suspension, 9-District/Multiple District Dues.

** - Abbreviation: P-President, S-Secretary, T-Treasurer, M-Member Chairperson, VP-First Vice President, MC-Communications Chairperson, SC-Service Chairperson

*** - Abbreviation: N/R - Never reported using the Lions Clubs website, N/A - Not applicable, No password registered for the Lions Clubs website.

**** - Abbreviation: N - New, IP - Immediate Past, R - Repeat.



Club Health Assessment for District 415 through May 2025

Club Number	Club Name	Charter Date	Status	Membership							Reports					Finance	LCIF
				Current Member Count	YTD Members Added	YTD Members Dropped	YTD Net Growth	YTD Net Growth%	Member Count 12 Months Ago	Avg. length of service for dropped members	Months Since Last MMR ***	Yrs. Since Last Officer Report	President Rotation	Vice President Reported ****	Months Since Last Activity Report ***	Account Balance	Donations for current Fiscal Year
			Number of times on status quo within last two years	If below 15 members appears				If net loss is greater than 20% appears			If no report in 3 months appears	When more than one year appears in	Number of repeat terms	Notes the officers that do not have appears in an active	If no report at 12 months red		
Clubs less than two years old																	
155857	Alger Ange Des Sources	11/06/2023	Active	20	0	5	-5	-20.00%	25	1	9			N	M,SC	N/A	90+ Days
155151	Alger El Aman	08/10/2023	Active(3)	5	4	16	-12	-70.59%	0	2	0		3		T,M,VP,SC	15	
155659	Alger El Bahdja	08/21/2023	Active	42	17	2	15	55.56%	29	2	1			R	M	0	
156806	Alger El Djazair Campus	06/25/2024	Active	9	0	10	-10	-52.63%	0	0	0		2		S,T,M,VP,SC	11	
Clubs more than two years old																	
59444	ALGER CASBAH	04/24/1997	Active(3)	12	0	0	0	0.00%	12		10				T,M,VP,SC	24+	
26957	ALGER DOYEN	03/27/1953	Active	13	1	1	0	0.00%	13	4	0		2		VP	2	
121259	Alger El Kenz	03/31/2014	Active(1)	8	1	29	-28	-77.78%	13	1	1				T,M,VP,SC	11	
142220	Alger El Mahroussa	08/12/2020	Active	7	4	4	0	0.00%	7	4	0				VP,SC	24+	
100811	ALGER ICOSIUM	12/13/2007	Active(2)	9	1	1	0	0.00%	9	6	2		5		T,M,VP,SC	14	90+ Days
60841	ALGER LA CITADELLE	06/01/1998	Active	19	1	1	0	0.00%	19	26	1			N	M,SC	1	
Exc Award (06/30/2024)																	
105428	ALGER LIBERTE	05/13/2009	Active(2)	11	1	0	1	10.00%	10		1				M,VP,SC	24+	
78091	ALGER LUMIERE	01/09/2004	Active(1)	9	0	0	0	0.00%	9		2				M,VP,SC	16	
58492	ALGER MEDITERNNEE	06/20/1996	Active	14	0	0	0	0.00%	14		1				S,T,M,VP,SC	8	
142257	Alger Mohamed Benmoussa	08/03/2020	Active	36	2	6	-4	-10.00%	40	6	1			N		0	
Exc Award (06/30/2022)																	
138678	Alger Raïs	06/18/2019	Active	6	0	0	0	0.00%	6		24	2	None		P,S,T,M,VP SC	24+	
152734	Alger Sraya	11/29/2022	Active(1)	20	7	5	2	11.11%	18	2	0			N		3	90+ Days
105079	ALGER THANINA	04/07/2009	Active(2)	4	0	1	-1	-20.00%	5	2	5		3		M,VP,SC	24+	
82253	ALGER ZIRI	05/28/2004	Active(2)	11	0	0	0	0.00%	11		1		None		P,S,T,M,VP SC	19	
108771	BLIDA LA SOURCE	06/23/2010	Active	8	0	1	-1	-11.11%	9	11	5		3		T,M,VP,SC	20	
140197	Constantine El Djoussour	12/13/2019	Active(2)	29	0	11	-11	-27.50%	36	3	4			N	M,SC	5	90+ Days
99197	ORAN BEL HORIZON	04/24/2007	Active	21	1	0	1	5.00%	20		0		2		M,VP,SC	7	
49534	ORAN EL BAHIA	05/16/1989	Active	25	1	0	1	4.17%	25		3				T,VP,SC	0	



Club Health Assessment for District 415 through May 2025

INTERNATIONAL

			Status	Membership							Reports					Finance	LCIF
Club Number	Club Name	Charter Date		Current Member Count	YTD Members Added	YTD Members Dropped	YTD Net Growth	YTD Net Growth%	Member Count 12 Months Ago	Avg. length of service for dropped members	Months Since Last MMR ***	Yrs. Since Last Officer Report	President Rotation	Vice President Reported ****	Months Since Last Activity Report ***	Account Balance	Donations for current Fiscal Year
			Number of times on status quo within last two years	If below 15 members appears				If net loss is greater than 20% appears			If no report in 3 months appears in	When more than one year appears in	Number of repeat terms	Notes the officers that do not have an active	If no report at 12 months appears in red		
104068	ORAN EL BESMA	12/08/2008	Active	26	2	0	2	8.33%	24		1		2	N	2		
58675	ORAN EL MURDJADJO	09/03/1996	Active(1)	4	0	1	-1	-20.00%	5	21	5		2	M,VP,SC	5		
26956	ORAN MEDITERRANEE	12/02/1961	Active	27	0	0	0	0.00%	27		0			M,VP	3		
61031	ORAN PHOENIX	07/06/1998	Active(3)	11	4	2	2	22.22%	9	26	0		3	M,VP,SC	24+		
108546	SETIF DOYEN	06/03/2010	Active	9	0	0	0	0.00%	9		14			M,VP,SC	1		

Clubs Cancelled Previous Fiscal Year – Clubs Cancelled within last 12 months may be reinstated

Club Number	Club Name	Charter Date	Current Status*	Cancellation Date
154620	Mostaganem Mimosa	06/20/2023	Cancelled(8*)	12/29/2023
99196	SIDI BEL ABBES IRIS ETERNEL	04/24/2007	Cancelled(8*)	12/29/2023

Current Total Clubs Count	YTD New Clubs Count	YTD Cancelled Clubs Count	YTD Net Club Gain	Current Total Members Count	YTD Add	YTD Drop	YTD Net Growth	YTD Net Growth %	Member Count 12 Months Ago	Average Member Count Per Club	% of Clubs with less than 20 members	% No MMR in 3 Months	% No Officer Report in 12 Months	% of Clubs with balance 90+ days	Number of Clubs in Status Quo	% Status Quo Clubs in Financial Suspension	Number of Cancelled Clubs	Average Cancelled Club Age	Members Lost Due to Cancellation	% of Clubs Cancelled for Non-Financial Reasons
27	0	0	0	415	47	96	-49	-10.56%	404	15	67%	33%	4%	15%	0	0%	0	0	0	0%

* - P - Priority Club. Cancellation Reasons: 1-Objectives/conduct, 2-Non-active club, 5-Non-existing club, 6-Disbanding, 7-Merger, 8-Financial Suspension, 9-District/Multiple District Dues.
** - Abbreviation: P-President, S-Secretary, T-Treasurer, M-Member Chairperson, VP-First Vice President, MC-Communications Chairperson, SC-Service Chairperson
*** - Abbreviation: N/R - Never reported using the Lions Clubs website, N/A - Not applicable, No password registered for the Lions Clubs website.
**** - Abbreviation: N - New, IP - Immediate Past, R - Repeat.



Club Health Assessment for District 416 through May 2025

			Status	Membership							Reports					Finance		LCIF
Club Number	Club Name	Charter Date		Current Member Count	YTD Members Added	YTD Members Dropped	YTD Net Growth	YTD Net Growth%	Member Count 12 Months Ago	Avg. length of service for dropped members	Months Since Last MMR ***	Yrs. Since Last Officer Report	President Rotation	Vice President Reported ****	Months Since Last Activity Report ***	Account Balance	Donations for current Fiscal Year	
			Number of times on status quo within last two years	If below 15 members appears					If net loss is greater than 20% appears			If no report in 3 months appears in	When more than one year appears in	Number of repeat terms	Notes the officers that do not have an active	If no report at 12 months appears in red		
Clubs less than two years old																		
180759	Agadir ENCG Campus	03/19/2025	Newly Chartered	20	20	0	20	100.00%	0		2			N	SC	N/R		
178968	Agadir Universiapolis	12/31/2024	Active	20	20	0	20	100.00%	0		5				M,VP,SC	N/R		
157970	Benguerir Université Mohammed VI Polytechnique	05/31/2024	Active	50	33	3	30	150.00%	20	1	1		2	N		N/R		
155891	Casablanca EMSI	11/21/2023	Active	30	25	20	5	20.00%	25	1	1			R		N/R		
156398	Casablanca Fsjes Ac Amitie	11/22/2023	Active	53	28	3	25	89.29%	25	1	0		2	N	SC	1		
Exc Award (06/30/2024)																		
179163	Casablanca Golden	12/18/2024	Active	23	23	0	23	100.00%	0		0				VP,SC	N/R		
155246	Essaouira Nouvelle Vague	07/12/2023	Active	14	7	3	4	40.00%	14	1	5			N	S,M,SC	N/R		
181466	Fes EMSI Campus	04/01/2025	Newly Chartered	20	20	0	20	100.00%	0		1			N	M,SC	N/R		
156550	Meknes Walili	12/29/2023	Active	22	10	8	2	10.00%	24	1	0		2		S,T,M,VP,SC	6	90+ Days	
157463	Oujda Doctors	03/27/2024	Active	75	49	13	36	92.31%	39	1	0		2	R		2		
154807	Rabat Capitale	06/26/2023	Active	23	7	4	3	15.00%	20	3	0			N		13		
156682	Rabat Universite International UIR	12/15/2023	Active	72	50	23	27	60.00%	45	1	0		2	N	S,M,SC	9		
154885	Tanger EMSI	06/20/2023	Active	32	4	36	-32	-50.00%	64	1	0			N	SC	15		
Exc Award (06/30/2024)																		
Clubs more than two years old																		
144275	Beni Mellal ENCG Campus	01/12/2021	Active(1)	17	12	8	4	30.77%	13	1	5			N	S,M,VP	N/A	90+ Days	
148969	Beni Mellal Sources et Resources	12/07/2021	Cancelled(8*)	0	0	22	-22	-100.00%	22	4	5		None		P,S,T,M,VP SC	24+	90+ Days	
148944	Berrechid ENSA	11/24/2021	Active(1)	9	1	20	-19	-67.86%	24	1	2			N	SC	14		
26965	CASABLANCA	05/01/1953	Active(3)	10	0	0	0	0.00%	10		18	1	None		P,S,T,M,VP SC	24+		
84475	CASABLANCA AMITIE	11/30/2004	Active	24	11	1	10	71.43%	14	1	1		2		M,VP,SC	5		
47741	CASABLANCA ANFA	09/23/1987	Active(1)	25	0	0	0	0.00%	25		15	1	None		P,S,T,M,VP SC	20		\$1,092.82
124444	Casablanca Anfa Orchidee	03/31/2015	Active(3)	12	13	25	-12	-50.00%	24	9	3			N	SC	24+	90+ Days	



Club Health Assessment for District 416 through May 2025

Club Number	Club Name	Charter Date	Status	Membership							Reports					Finance	LCIF
				Current Member Count	YTD Members Added	YTD Members Dropped	YTD Net Growth	YTD Net Growth%	Member Count 12 Months Ago	Avg. length of service for dropped members	Months Since Last MMR ***	Yrs. Since Last Officer Report	President Rotation	Vice President Reported ****	Months Since Last Activity Report ***	Account Balance	Donations for current Fiscal Year
			Number of times on status quo within last two years	If below 15 members appears				If net loss is greater than 20% appears			If no report in 3 months appears	When more than one year appears in	Number of repeat terms	Notes the officers that do not have appears in an active	If no report at 12 months red		
129917	Casablanca Doctors Unité	01/31/2017	Active	87	34	49	-15	-14.71%	102	3	1			N	M	5	
	Exc Award (06/30/2018, 06/30/2021)																
134720	CASABLANCA ENCG UNITE	05/11/2018	Active	13	11	31	-20	-60.61%	33	1	2			N	M,SC	18	
	Exc Award (06/30/2023)																
141411	Casablanca FSBM Unite Campus	04/03/2020	Active	37	57	73	-16	-30.19%	52	1	0			N		1	
	Exc Award (06/30/2024)																
134027	Casablanca HEM Unite	04/23/2018	Active	10	8	16	-8	-44.44%	17	3	2		8	N	M,SC	6	
	Exc Award (06/30/2023)																
48090	CASABLANCA LES IRIS	01/21/1988	Active(1)	23	0	0	0	0.00%	23		6			N	M,SC	24+	\$2,075.94
144820	Casablanca Riviera	01/08/2021	Active(2)	10	0	0	0	0.00%	10		16	1	None		P,S,T,M,VP SC	15	
123860	Casablanca Sindibad	12/30/2014	Active	24	4	2	2	9.09%	22	2	0				VP,SC	0	\$415.19
	Exc Award (06/30/2023, 06/30/2024)																
57067	CASABLANCA UNITE	06/12/1995	Active(1)	21	2	2	0	0.00%	24	7	1		2		M,VP,SC	1	\$1,557.21
	Exc Award (06/30/2020, 06/30/2022, 06/30/2023)																
110867	CASABLANCA YASSAMINE2	04/19/2011	Active(1)	11	0	0	0	0.00%	11		28	1	None		P,S,T,M,VP SC	N/R	
26971	EL JADIDA	12/23/1954	Active(2)	12	0	2	-2	-14.29%	14	13	2		4		T,M,VP,SC	N/R	
56640	EL JADIDA MAZAGAN	03/14/1995	Active(1)	16	0	0	0	0.00%	16		15		None		P,S,T,M,VP SC	17	
136699	Fes ENCG Unité	10/30/2018	Active	11	10	10	0	0.00%	11	1	3				S,T,M,VP,SC	N/R	
144570	Fes Euromed UEMF	02/15/2021	Active	15	9	21	-12	-44.44%	27	1	2			N	T,M,SC	24+	
148709	Ifrane Al Akhawayn	01/11/2022	Active	23	4	3	1	4.55%	19	2	1			N	M,SC	N/A	
137053	Kenitra ENCG Espoir	12/30/2018	Active	43	41	32	9	26.47%	34	1	4				P,M,VP,SC	3	90+ Days
	Exc Award (06/30/2024)																
63239	MARRAKECH ATLAS	05/30/2000	Active	25	8	2	6	31.58%	19	2	1				VP,SC	3	\$1,080.06
	Exc Award (06/30/2024)																
149572	Marrakech Doyen	01/28/2022	Active(3)	7	0	0	0	0.00%	7		16	1	None		P,S,T,M,VP SC	N/R	
137054	Marrakech ENCG Red-City	01/16/2019	Active	19	0	7	-7	-26.92%	19	2	8			N		10	
	Exc Award (06/30/2024)																



Club Health Assessment for District 416 through May 2025

			Status	Membership							Reports					Finance	LCIF
Club Number	Club Name	Charter Date		Current Member Count	YTD Members Added	YTD Members Dropped	YTD Net Growth	YTD Net Growth%	Member Count 12 Months Ago	Avg. length of service for dropped members	Months Since Last MMR ***	Yrs. Since Last Officer Report	President Rotation	Vice President Reported ****	Months Since Last Activity Report ***	Account Balance	Donations for current Fiscal Year
			Number of times on status quo within last two years	If below 15 members appears				If net loss is greater than 20% appears			If no report in 3 months appears in	When more than one year appears in	Number of repeat terms	Notes the officers that do not have an active	If no report at 12 months appears in red		
134019	Marrakech Koutoubia	03/07/2018	Active(1)	14	4	2	2	16.67%	12	7	3			N M	2		
58849	MARRAKECH LES OLIVIERS	11/01/1996	Active	26	2	0	2	8.33%	24		2			M,VP,SC	3		\$1,697.04
	Exc Award (06/30/2021, 06/30/2024)																
135173	Martil Doyen	06/15/2018	Active(1)	7	0	22	-22	-75.86%	29	1	3			N S,T,M,SC	13		
	Exc Award (06/30/2024)																
26972	MEKNES	04/18/1956	Active	12	0	1	-1	-7.69%	13	48	0		2	N M,SC	24+		\$502.69
48574	MEKNES SALAM	05/10/1988	Active	41	2	1	1	2.50%	40	3	0			R SC	2		\$1,438.86
	Exc Award (06/30/2020, 06/30/2021, 06/30/2024)																
140657	Oujda ENCG Unite	01/15/2020	Active	30	106	88	18	150.00%	12	1	0			N T	4		
	Exc Award (06/30/2023, 06/30/2024)																
150901	Oujda Oriental	05/25/2022	Active	3	0	17	-17	-85.00%	20	2	8			M,VP,SC	13		
62635	RABAT AGDAL RYAD	12/27/1999	Active	55	2	1	1	1.85%	54	25	0		2	R SC	0		\$3,140.10
	Exc Award (06/30/2021, 06/30/2022, 06/30/2024)																
123448	Rabat Al Forsanes	10/24/2014	Active	9	0	0	0	0.00%	9		12			R S,M,SC	24+		\$200.00
	Exc Award (06/30/2021)																
147010	Rabat Architects	08/24/2021	Active	32	24	28	-4	-11.11%	36	2	4			N	2		
52187	RABAT CHELLAH	11/21/1991	Active	17	2	0	2	13.33%	15		5		7	S,M,VP,SC	24+		
153109	Rabat Doctors	05/05/2023	Active	52	34	13	21	67.74%	30	2	0			N M,SC	N/R		
	Exc Award (06/30/2024)																
26975	RABAT DOYEN	05/15/1953	Active	19	0	0	0	0.00%	19		11		3	T,M,VP,SC	24+		\$1,280.06
136250	Rabat Faculte Des Sciences FSR	08/19/2018	Active(1)	30	25	22	3	11.11%	27	1	3			VP	4		
	Exc Award (06/30/2024)																
136825	Rabat Ladies	11/13/2018	Active	25	4	0	4	19.05%	22		8		2	VP,SC	2		\$30.00
	Exc Award (06/30/2022, 06/30/2023)																
52353	RABAT OUDAYA	12/30/1991	Active	19	1	4	-3	-13.64%	22	8	4			M,VP,SC	6		
	Exc Award (06/30/2024)																
150678	Rabat Renaissance	04/29/2022	Active	23	6	3	3	15.00%	26	3	1			S,M,VP,SC	0		\$50.00
137333	Rabat Solidarité	02/06/2019	Active	22	4	2	2	10.00%	20	3	9		8	R	14		



Club Health Assessment for District 416 through May 2025

Club Number	Club Name	Charter Date	Status	Membership							Reports					Finance	LCIF
				Current Member Count	YTD Members Added	YTD Members Dropped	YTD Net Growth	YTD Net Growth%	Member Count 12 Months Ago	Avg. length of service for dropped members	Months Since Last MMR ***	Yrs. Since Last Officer Report	President Rotation	Vice President Reported ****	Months Since Last Activity Report ***	Account Balance	Donations for current Fiscal Year
			Number of times on status quo within last two years	If below 15 members appears				If net loss is greater than 20% appears			If no report in 3 months appears	When more than one year appears in	Number of repeat terms	Notes the officers that do not have appears in an active	If no report at 12 months red		
Exc Award (06/30/2022)																	
66503	SALE	07/16/2002	Active	8	0	1	-1	-11.11%	9	15	3		3	N	S,M,SC	N/R	
134104	SETTAT ENCG UNITE	05/02/2018	Active	27	31	34	-3	-10.00%	31	2	0			N	M,SC	23	
Exc Award (06/30/2023)																	
62596	TANGER 2000	12/29/1999	Active(2)	26	2	5	-3	-10.34%	29	8	0			IP	T	17	\$200.00
Exc Award (06/30/2023)																	
152754	Tanger Doctors	01/30/2023	Active	20	0	7	-7	-25.93%	27	1	2			N	M,SC	0	
Exc Award (06/30/2024)																	
152912	Tanger ENCG Campus	01/27/2023	Active	24	16	15	1	4.35%	22	1	3			N	M,SC	4	
147731	Tanger Sourire	08/17/2021	Status Quo(4)	19	0	1	-1	-5.00%	20	3	2				M,VP,SC	N/A	90+ Days
26979	TANGIER DOYEN	02/16/1954	Active	25	0	1	-1	-3.85%	26	5	6			N	T,SC	13	\$970.00
35510	TANGIER MONTAGNE	04/28/1978	Active	23	4	1	3	15.00%	20	9	2			N	T,M,VP,SC	23	\$300.00

Clubs Cancelled Previous Fiscal Year – Clubs Cancelled within last 12 months may be reinstated

Club Number	Club Name	Charter Date	Current Status*	Cancellation Date
143796	Fes Faculty of Medicine and Pharmacy	02/01/2021	Cancelled(8*)	11/29/2023
144273	MEKNES GOLDEN	12/31/2020	Cancelled(8*)	01/29/2024
130981	Rabat Initiateurs	06/29/2017	Cancelled(8*)	12/29/2023

Current Total Clubs Count	YTD New Clubs Count	YTD Cancelled Clubs Count	YTD Net Gain	Current Total Members Count	YTD Add	YTD Drop	YTD Net Growth	YTD Net Growth %	Member Count 12 Months Ago	Average Member Count Per Club	% of Clubs with less than 20 members	% No MMR in 3 Months	% No Officer Report in 12 Months	% of Clubs with balance 90+ days	Number of Clubs in Status Quo	% Status Quo Clubs in Financial Suspension	Number of Cancelled Clubs	Average Cancelled Club Age	Members Lost Due to Cancellation	% of Clubs Cancelled for Non-Financial Reasons
63	4	1	3	1,566	790	708	82	5.53%	1,482	25	40%	44%	8%	8%	1	100%	1	15	22	-300%

* - P - Priority Club. Cancellation Reasons: 1-Objectives/conduct, 2-Non-active club, 5-Non-existing club, 6-Disbanding, 7-Merger, 8-Financial Suspension, 9-District/Multiple District Dues.

** - Abbreviation: P-President, S-Secretary, T-Treasurer, M-Member Chairperson, VP-First Vice President, MC-Communications Chairperson, SC-Service Chairperson

*** - Abbreviation: N/R - Never reported using the Lions Clubs website, N/A - Not applicable, No password registered for the Lions Clubs website.

**** - Abbreviation: N - New, IP - Immediate Past, R - Repeat.



Club Health Assessment for District 417 through May 2025

Club Number	Club Name	Charter Date	Status	Membership							Reports					Finance	LCIF
				Current Member Count	YTD Members Added	YTD Members Dropped	YTD Net Growth	YTD Net Growth%	Member Count 12 Months Ago	Avg. length of service for dropped members	Months Since Last MMR ***	Yrs. Since Last Officer Report	President Rotation	Vice President Reported ****	Months Since Last Activity Report ***	Account Balance	Donations for current Fiscal Year
			Number of times on status quo within last two years	If below 15 members appears				If net loss is greater than 20% appears			If no report in 3 months appears	When more than one year appears in	Number of repeat terms	Notes the officers that do not have an active	If no report at 12 months appears in red		
Clubs less than two years old																	
179906	Ambatolampy Mimoza	02/05/2025	Active	21	23	2	21	100.00%	0	1	0			S,T,VP,SC	3	90+ Days	
179225	Antananarivo Amitie	12/09/2024	Active	31	33	2	31	100.00%	0	0	1			N	1		
180000	Antananarivo Valiha	02/11/2025	Active	17	22	5	17	100.00%	0	0	0			N	N/R		\$100.00
180177	Cascavelle	01/13/2025	Active	22	25	3	22	100.00%	0	0	1			M,VP,SC	1		\$420.00
157529	Floreal Vacoas	02/23/2024	Active	22	2	0	2	10.00%	20		2			N	0		\$50.00
172056	La Possession	06/18/2024	Active	11	4	13	-9	-45.00%	0	0	0			VP	0		\$1,082.70
171210	Mahebourg	05/14/2024	Active	23	6	4	2	9.52%	21	1	0		2	R	0		
156956	Port Réunion	12/22/2023	Active	18	5	8	-3	-14.29%	21	2	2		2	R	0		\$72.98
Clubs more than two years old																	
137910	Albion Le Phare	04/17/2019	Active	32	7	1	6	23.08%	26	3	0			N	0		\$910.00
Exc Award (06/30/2022, 06/30/2023)																	
99829	AMBANJA	06/29/2007	Active	16	0	3	-3	-15.79%	19	2	5		None	N	P	0	\$841.70
47393	AMBATONDRAZAKA LAC ALAOTRA	05/28/1987	Active(2)	5	0	0	0	0.00%	5		16		2	N	16		
124200	Ambodifotatra Sainte-Marie	02/17/2015	Active(1)	4	2	3	-1	-20.00%	5	1	3			M,VP,SC	0		
119127	AMBOHIBAO-LAKA	04/17/2013	Active	26	3	3	0	0.00%	22	4	4			N	0		\$200.00
Exc Award (06/30/2023, 06/30/2024)																	
101454	AMBOHIDRATRIMO	03/12/2008	Active	13	0	3	-3	-18.75%	16	4	2			N	2		\$825.00
Exc Award (06/30/2023, 06/30/2024)																	
116807	AMBOHIMANGA	05/10/2012	Active	19	1	1	0	0.00%	19	4	7			N	M,SC	0	
Exc Award (06/30/2023)																	
130750	Ambovombe Androy	04/24/2017	Status Quo(1)	7	1	0	1	16.67%	6		2			IP	M	0	90+ Days
138024	Andapa	05/10/2019	Active	10	0	0	0	0.00%	11		11		2	N	0		\$700.00
Exc Award (06/30/2023, 06/30/2024)																	
64950	ANTALAHA	01/10/2002	Active	25	9	3	6	31.58%	19	4	2			N	VP	0	\$2,305.00
27013	ANTANANARIVO ANALAMANGA	02/28/1970	Active	37	4	2	2	5.71%	34	1	0			N	0		\$2,705.00



Club Health Assessment for District 417 through May 2025

			Status	Membership							Reports					Finance	LCIF
Club Number	Club Name	Charter Date		Current Member Count	YTD Members Added	YTD Members Dropped	YTD Net Growth	YTD Net Growth%	Member Count 12 Months Ago	Avg. length of service for dropped members	Months Since Last MMR ***	Yrs. Since Last Officer Report	President Rotation	Vice President Reported ****	Months Since Last Activity Report ***	Account Balance	Donations for current Fiscal Year
			Number of times on status quo within last two years	If below 15 members appears				If net loss is greater than 20% appears			If no report in 3 months appears in	When more than one year appears in	Number of repeat terms	Notes the officers that do not have an active	If no report at 12 months appears in red		
Exc Award (06/30/2022, 06/30/2023)																	
101670	ANTANANARIVO AVOTIA	03/12/2008	Active	22	4	12	-8	-26.67%	26	1	1			N	0		
Exc Award (06/30/2018, 06/30/2022, 06/30/2023)																	
124452	Antananarivo Farimbona	03/25/2015	Active	29	12	2	10	52.63%	20	0	3			N	8		
Exc Award (06/30/2022)																	
56408	ANTANANARIVO IARIVO	01/03/1995	Active	23	6	11	-5	-17.86%	29	9	1			N	0		
Exc Award (06/30/2017, 06/30/2022, 06/30/2023)																	
100586	ANTANANARIVO ILOHASINA	11/02/2007	Active	22	2	4	-2	-8.33%	24	6	1			N	0		\$1,185.00
Exc Award (06/30/2022, 06/30/2024)																	
59736	ANTANANARIVO MANJAKAMIADANA	06/18/1997	Active	35	1	0	1	2.94%	36		0			N	1		\$2,990.00
Exc Award (06/30/2018, 06/30/2019)																	
136979	Antananarivo Miranandro	01/09/2019	Active	19	5	7	-2	-9.52%	24	4	0			N	0		\$550.00
89236	ANTANANARIVO SALANITRA	09/07/2005	Active	39	2	2	0	0.00%	41	3	0			N	0	90+ Days	\$1,070.00
Exc Award (06/30/2018, 06/30/2022, 06/30/2023)																	
67190	ANTANANARIVO SANTATRA NEW CENTURY	01/27/2003	Active	31	3	1	2	6.90%	30	3	1			N	1		\$880.00
Exc Award (06/30/2024)																	
104812	ANTANANARIVO TSARA TANANA	02/24/2009	Active	18	5	2	3	20.00%	15	8	7			N	1		\$20.00
Exc Award (06/30/2023)																	
43582	ANTANANARIVO VOHITSARA	02/27/1984	Active	30	0	1	-1	-3.23%	31	41	1			R	M	1	
Exc Award (06/30/2017, 06/30/2022)																	
45759	ANTSIRABE RANOVISY ANTANANARIV	01/27/1986	Active	21	2	2	0	0.00%	20	4	6			N	0		\$350.00
Exc Award (06/30/2024)																	
120571	Antsohihy	10/18/2013	Active(2)	11	0	0	0	0.00%	12		11			N	0		
121538	Beau Bassin/Rose Hill	03/11/2014	Active	16	0	0	0	0.00%	16		4				VP	5	\$320.00
Exc Award (06/30/2018, 06/30/2021)																	
154314	Bon Accueil Lallmatie	05/12/2023	Active	19	0	4	-4	-17.39%	27	2	5			N	M,SC	1	\$110.00
Exc Award (06/30/2024)																	
37503	CUREPIPE	08/29/1979	Active	43	4	0	4	10.26%	40		0			N	0		\$115.00



Club Health Assessment for District 417 through May 2025

			Status	Membership							Reports					Finance		LCIF
Club Number	Club Name	Charter Date		Current Member Count	YTD Members Added	YTD Members Dropped	YTD Net Growth	YTD Net Growth%	Member Count 12 Months Ago	Avg. length of service for dropped members	Months Since Last MMR ***	Yrs. Since Last Officer Report	President Rotation	Vice President Reported ****	Months Since Last Activity Report ***	Account Balance	Donations for current Fiscal Year	
			Number of times on status quo within last two years	If below 15 members appears					If net loss is greater than 20% appears			If no report in 3 months appears in	When more than one year appears in	Number of repeat terms	Notes the officers that do not have an active	If no report at 12 months appears in red		
Exc Award (06/30/2018, 06/30/2022, 06/30/2025)																		
27008	DIEGO SUAREZ	10/01/1962	Active	22	0	3	-3	-12.00%	25	3	0		None	N	P,SC	3	\$950.00	
Exc Award (06/30/2017)																		
27020	DJIBOUTI	01/12/1966	Active	41	6	6	0	0.00%	41	17	1		2		M,VP	1		
117650	EBENE	08/15/2012	Active	22	1	3	-2	-8.33%	24	7	1				M,VP,SC	0	\$200.00	
151440	Étang Salé Les Sables	06/24/2022	Active	14	0	3	-3	-17.65%	20	2	0			N	M	0	\$765.00	
107646	FARAFANGANA	02/23/2010	Active	15	0	0	0	0.00%	15		6			N	P,M,SC	14	\$230.64	
122405	Fenerive-Est	06/20/2014	Status Quo(1)	10	3	1	2	25.00%	8	3	3		2	N	M,SC	0	90+ Days	
27009	FIANARANTSOA	02/01/1958	Active	4	0	1	-1	-20.00%	5	17	5				M,VP,SC	0		
Exc Award (06/30/2017)																		
120212	Flacq	09/09/2013	Active	45	23	7	16	55.17%	32	3	0		2	N	M,SC	0	\$1,300.00	
Exc Award (06/30/2021, 06/30/2022)																		
132237	Grand Port	07/26/2017	Active(1)	15	6	5	1	7.14%	15	3	0		2	N		1	90+ Days	
102159	IHOSY VASIA	05/14/2008	Active(2)	3	0	0	0	0.00%	3		1		2		T,M,VP,SC	20	90+ Days	
122682	Le Tampon Concession	07/09/2014	Active	15	1	0	1	7.14%	14		2		2	R	SC	1	\$1,000.00	
115950	LE TAMPON JACARANDAS	01/26/2012	Active	26	8	16	-8	-23.53%	33	1	0			N	M,SC	0		
Exc Award (06/30/2024)																		
27010	MAJUNGA	01/25/1960	Active	26	1	4	-3	-10.34%	28	13	2			N		0		
Exc Award (06/30/2023, 06/30/2024)																		
39606	MANAKARA	03/09/1981	Active	19	0	1	-1	-5.00%	20	9	0			N	M,SC	15		
Exc Award (06/30/2024)																		
124004	Mayotte Lagon	02/03/2015	Active	12	7	2	5	71.43%	7	10	0		2	R		1	\$163.41	
54789	MAYOTTE YLANG	07/26/1993	Active(1)	12	2	0	2	20.00%	10		0				M,VP,SC	2		
78386	MOKA	03/31/2004	Active	25	1	7	-6	-19.35%	31	8	0		2		M,VP,SC	0	\$150.00	
Exc Award (06/30/2018, 06/30/2022, 06/30/2025)																		
124179	Moramanga Mangoro	02/13/2015	Active(3)	6	6	6	0	0.00%	9	6	0		3		M,VP,SC	3	\$100.00	
107711	MORONDAVA	04/02/2010	Active	12	1	2	-1	-7.69%	19	2	0				VP,SC	4	90+ Days	



Club Health Assessment for District 417 through May 2025

			Status	Membership							Reports					Finance	LCIF
Club Number	Club Name	Charter Date		Current Member Count	YTD Members Added	YTD Members Dropped	YTD Net Growth	YTD Net Growth%	Member Count 12 Months Ago	Avg. length of service for dropped members	Months Since Last MMR ***	Yrs. Since Last Officer Report	President Rotation	Vice President Reported ****	Months Since Last Activity Report ***	Account Balance	Donations for current Fiscal Year
			Number of times on status quo within last two years	If below 15 members appears				If net loss is greater than 20% appears			If no report in 3 months appears in	When more than one year appears in	Number of repeat terms	Notes the officers that do not have an active	If no report at 12 months appears in red		
41647	NOSSI BE	06/03/1982	Active	23	1	0	1	4.55%	22		0			N	0		\$200.00
	Exc Award (06/30/2024)																
84756	PAMPLEMOUSSES	03/16/2005	Active	21	1	2	-1	-4.55%	23	3	1			N	3		\$78.20
	Exc Award (06/30/2017, 06/30/2018)													SC			
127862	PL Des Palmistes Le Palmier	06/14/2016	Active	18	4	3	1	5.88%	17	5	2			N	1		
	Exc Award (06/30/2023)													M,VP			
26984	PORT LOUIS DOYEN	09/15/1967	Active	38	9	1	8	26.67%	30	0	1			N	0		
	Exc Award (06/30/2018)																
43063	QUATRE BORNES	09/14/1983	Active	32	0	8	-8	-20.00%	40	11	2			N	0		\$2,354.26
	Exc Award (06/30/2021, 06/30/2022, 06/30/2023)																
137460	Réunion Renaissance	02/18/2019	Active	18	0	0	0	0.00%	33		1			N	0		\$1,060.00
	Exc Award (06/30/2021, 06/30/2022, 06/30/2023)																
38773	REUNION SOUS LES ALIZES	06/20/1980	Active	1	2	2	0	0.00%	12	34	2		None	P,S,T,M,VP SC	0		
27015	REUNION SUD	07/07/1960	Active	12	0	9	-9	-42.86%	23	10	0			N	0		\$1,591.92
	Exc Award (06/30/2022, 06/30/2023, 06/30/2024)																
102615	RIVIERE NOIRE	06/26/2008	Active	29	13	4	9	45.00%	20	12	0				VP	0	\$200.00
62658	RODRIGUES	01/03/2000	Active	49	2	0	2	4.26%	47		0			N	0		\$525.00
	Exc Award (06/30/2018, 06/30/2021, 06/30/2022)																
152570	Saint Benoit Les eaux vives	09/09/2022	Active	11	5	24	-19	-63.33%	30	2	1				M,VP	0	\$2,562.56
	Exc Award (06/30/2024)																
154367	Saint Denis Coeur -Metisse	05/10/2023	Active	17	2	9	-7	-29.17%	25	2	0		3	R	0		\$100.00
27016	SAINT DENIS FRANCE	03/07/1958	Active	19	1	0	1	5.56%	18		4			N	4		
	AUSTRALE DO													M			
	Exc Award (06/30/2021, 06/30/2023, 06/30/2024)																
151014	Saint Leu	06/02/2022	Active	16	5	0	5	45.45%	11		3			N	0		\$3,143.83
	Exc Award (06/30/2024)																
139699	Saint Paul Tour Des Roches	09/22/2019	Active	27	5	3	2	8.00%	25	2	0			N	0		\$1,130.00
	Exc Award (06/30/2023)																
116410	SAINT-ANDRE LES VACOAS	03/27/2012	Active	25	5	0	5	25.00%	20		0		2	R	0		\$412.56




Club Health Assessment for District 417 through May 2025

			Status		Membership						Reports					Finance		LCIF		
Club Number	Club Name	Charter Date			Current Member Count	YTD Members Added	YTD Members Dropped	YTD Net Growth	YTD Net Growth%	Member Count 12 Months Ago	Avg. length of service for dropped members	Months Since Last MMR ***	Yrs. Since Last Officer Report	President Rotation	Vice President Reported ****	Months Since Last Activity Report ***	Account Balance	Donations for current Fiscal Year		
			Number of times on status quo within last two years		If below 15 members appears				If net loss is greater than 20% appears			If no report in 3 months appears in	When more than one year appears in	Number of repeat terms		Notes the officers that do not have appears in an active	If no report at 12 months red			
54834	SAINT-DENIS SAVANAH-ALAMANDA Exc Award (06/30/2018, 06/30/2023, 06/30/20	08/24/1993	Active		15	1	2	-1	-6.25%	16	1	0		2	N		0		\$1,174.54	
100096	SAINTE MARIE EST EDMOND ALBIUS Exc Award (06/30/2023)	08/28/2007	Active		14	0	1	-1	-6.67%	15	2	0			R		0		\$387.06	
119175	SAINTE-SUZANNE NIAGARA	04/15/2013	Active		14	0	2	-2	-12.50%	16	2	5		2	R	M	0		\$20.85	
45640	SAMBAVA Exc Award (06/30/2017, 06/30/2022, 06/30/20	12/30/1985	Active		34	8	17	-9	-20.93%	44	8	0			IP	M,SC	0		\$2,050.00	
121483	Savanne Exc Award (06/30/2021, 06/30/2023, 06/30/20	03/10/2014	Active		43	11	2	9	26.47%	34	1	0			N	T	0		\$900.00	
35129	ST DENIS REUN PERLE AUSTRALE Exc Award (06/30/2019, 06/30/2021, 06/30/20	02/27/1978	Active		15	2	0	2	15.38%	13		0				M,VP	0		\$350.00	
27011	TAMATAVE Exc Award (06/30/2018, 06/30/2021)	09/26/1958	Active		25	1	5	-4	-13.79%	25	2	0			N		0		\$2,381.28	
27012	TANANARIVE DOYEN Exc Award (06/30/2017)	03/19/1958	Active		13	0	0	0	0.00%	16		1			N	M,SC	0		\$100.00	
154368	Toamasina Des Pangalanes	05/15/2023	Active		21	0	6	-6	-22.22%	27	2	1				M,VP	3			
27007	TOLAGNARO FORT DAUPHIN Exc Award (06/30/2021, 06/30/2023)	07/01/1960	Active		31	2	3	-1	-3.13%	37	11	1			N		0		\$4,705.00	
109717	TSIROANOMANDIDY	11/16/2010	Active		13	0	2	-2	-13.33%	16	11	0				VP	0		\$500.00	
27014	TULEAR DOYEN Exc Award (06/30/2024)	11/21/1956	Active		32	9	3	6	23.08%	27	14	0		2	R	M,SC	1		\$3,169.68	
116076	VOHEMAR	02/13/2012	Active		19	2	3	-1	-5.00%	20	13	0			N	M,SC	0		\$460.00	
Current Total Clubs Count	YTD New Clubs Count	YTD Cancelled Clubs Count	YTD Net Club Gain	Current Total Members Count	YTD Add	YTD Drop	YTD Net Growth	YTD Net Growth %	Member Count 12 Months Ago	Average Member Count Per Club	% of Clubs with less than 20 members	% No MMR in 3 Months	% No Officer Report in 12 Months	% of Clubs with balance 90+ days	Number of Clubs in Status Quo	% Status Quo Clubs in Financial Suspension	Number of Cancelled Clubs	Average Cancelled Club Age	Members Lost Due to Cancellation	% of Clubs Cancelled for Non-Financial Reasons
82	4	0	4	1,726	350	282	68	4.10%	1,696	21	51%	22%	0%	9%	2	100%	0	0	0	0%



Club Health Assessment for District 417 through May 2025

			Status	Membership							Reports					Finance	LCIF
Club Number	Club Name	Charter Date		Current Member Count	YTD Members Added	YTD Members Dropped	YTD Net Growth	YTD Net Growth%	Member Count 12 Months Ago	Avg. length of service for dropped members	Months Since Last MMR ***	Yrs. Since Last Officer Report	President Rotation	Vice President Reported ****	Months Since Last Activity Report ***	Account Balance	Donations for current Fiscal Year
			Number of times on status quo within last two years	If below 15 members appears				If net loss is greater than 20% appears			If no report in 3 months appears in	When more than one year appears in	Number of repeat terms	Notes the officers that do not have an active	If no report at 12 months appears in red		

* - P - Priority Club. Cancellation Reasons: 1-Objectives/conduct, 2-Non-active club, 5-Non-existing club, 6-Disbanding, 7-Merger, 8-Financial Suspension, 9-District/Multiple District Dues.
** - Abbreviation: P-President, S-Secretary, T-Treasurer, M-Member Chairperson, VP-First Vice President, MC-Communications Chairperson, SC-Service Chairperson
*** - Abbreviation: N/R - Never reported using the Lions Clubs website, N/A - Not applicable, No password registered for the Lions Clubs website.
**** - Abbreviation: N - New, IP - Immediate Past, R - Repeat.




Club Health Assessment for District 418 through May 2025

Club Number	Club Name	Charter Date	Status	Membership							Reports					Finance	LCIF
				Current Member Count	YTD Members Added	YTD Members Dropped	YTD Net Growth	YTD Net Growth%	Member Count 12 Months Ago	Avg. length of service for dropped members	Months Since Last MMR ***	Yrs. Since Last Officer Report	President Rotation	Vice President Reported ****	Months Since Last Activity Report ***	Account Balance	Donations for current Fiscal Year
			Number of times on status quo within last two years	If below 15 members appears				If net loss is greater than 20% appears			If no report in 3 months appears	When more than one year appears in	Number of repeat terms	Notes the officers that do not have an active	If no report at 12 months red		
Clubs less than two years old																	
182137	Accra Emerald	05/09/2025	Newly Chartered	24	26	2	24	100.00%	0	0	0			VP,SC	5		\$220.00
181721	Accra Novelty	04/17/2025	Newly Chartered	21	21	0	21	100.00%	0		0		N	M,SC	1		
154411	Accra Prestige	06/19/2023	Active	15	5	8	-3	-16.67%	23	1	0		R	SC	6	90+ Days	\$50.00
154347	East Legon Trassaco	06/01/2023	Active	15	3	0	3	25.00%	12		2		N		5		\$1,000.00
178911	Ho Adido Virtual	09/26/2024	Active	20	20	0	20	100.00%	0		2			S,T,M,VP,SC	7		\$230.00
156758	Hohoe Unique	12/13/2023	Active	23	0	8	-8	-25.81%	31	1	5		2	R	4		\$150.00
181725	Kpando City	04/22/2025	Newly Chartered	21	21	0	21	100.00%	0		0			M,VP,SC	N/R		
181118	Kumasi Heritage Virtual	02/27/2025	Active	20	20	0	20	100.00%	0		3			M,VP,SC	0		\$210.00
172425	Tema Executive	06/21/2024	Active	21	0	0	0	0.00%	0		8		2	N	5		\$220.00
181987	Tema Meridian Virtual	05/29/2025	Newly Chartered	20	20	0	20	100.00%	0		0			M,VP,SC	N/A		
182007	Westland Boulevard Virtual	04/23/2025	Newly Chartered	20	20	0	20	100.00%	0		1			N	N/R		\$60.00
172393	Westlands Citadel	06/21/2024	Active	20	7	8	-1	-4.76%	0	1	0		2	R	1		\$1,050.00
Clubs more than two years old																	
140217	Aboadze Enclave	11/18/2019	Active	13	0	0	0	0.00%	13		0			N	4		
143850	Accra Aquila	02/18/2021	Active(1)	13	2	0	2	18.18%	15		3			N	3		\$150.00
	Exc Award (06/30/2022)																
55003	ACCRA DIAMOND	10/28/1993	Active	31	3	3	0	0.00%	29	8	3			R	2		\$1,270.00
	Exc Award (06/30/2020, 06/30/2023, 06/30/2025)																
52808	ACCRA EBONY	04/01/1992	Active	20	3	1	2	11.11%	22	2	0			T,M,VP,SC	3		\$300.00
	Exc Award (06/30/2020, 06/30/2023)																
140441	Accra Elite	02/25/2020	Active(1)	8	1	5	-4	-33.33%	12	5	4		None	P,M,VP	5		\$50.00
	Exc Award (06/30/2022)																
137164	Accra Excel	01/13/2019	Active	36	2	6	-4	-10.00%	38	1	4			R	1		\$1,000.00



Club Health Assessment for District 418 through May 2025

			Status	Membership							Reports					Finance	LCIF	
Club Number	Club Name	Charter Date		Current Member Count	YTD Members Added	YTD Members Dropped	YTD Net Growth	YTD Net Growth%	Member Count 12 Months Ago	Avg. length of service for dropped members	Months Since Last MMR ***	Yrs. Since Last Officer Report	President Rotation	Vice President Reported ****	Months Since Last Activity Report ***	Account Balance	Donations for current Fiscal Year	
			Number of times on status quo within last two years	If below 15 members appears					If net loss is greater than 20% appears			If no report in 3 months appears in	When more than one year appears in	Number of repeat terms	Notes the officers that do not have an active	If no report at 12 months appears in red		
Exc Award (06/30/2020, 06/30/2022, 06/30/2024)			Active	54	9	1	8	17.39%	46	0	0			N	0			\$3,370.00
53055 ACCRA GOLDEN 05/01/1992																		
Exc Award (06/30/2020, 06/30/2021, 06/30/2024)			Active	48	13	3	10	26.32%	44	1	0			N	0			\$870.00
118945 ACCRA GYE NYAME 03/27/2013																		
Exc Award (06/30/2022, 06/30/2023, 06/30/2024)			Active	7	1	6	-5	-41.67%	12	4	0		2	M,VP	5			\$1,050.00
142922 Accra Harmony 12/14/2020																		
141525 Accra Hills 06/20/2020			Active	16	1	0	1	6.67%	15		1			R	1			\$3,930.00
Exc Award (06/30/2022, 06/30/2024)			Active	4	1	7	-6	-60.00%	10	5	6			M,VP,SC	0			\$50.00
151100 Accra Legacy Virtual 06/20/2022																		
65127 ACCRA METRO 03/22/2002			Active	39	2	8	-6	-13.33%	48	5	0			N	6			\$1,400.00
Exc Award (06/30/2020, 06/30/2021, 06/30/2024)			Active	27	1	1	0	0.00%	26	3	0			N	0			\$1,610.00
148074 Accra Nyansapow Virtual 08/26/2021																		
Exc Award (06/30/2023, 06/30/2024)			Active	23	4	6	-2	-8.00%	25	2	4			R	6			\$60.00
150006 Accra Omega 03/02/2022																		
Exc Award (06/30/2023)			Active	13	2	0	2	18.18%	15		0			N	6			
141412 Accra Phoenix 04/27/2020																		
132058 Accra Platinum 07/03/2017			Active	28	4	8	-4	-12.50%	28	2	0			N	VP	1		\$1,100.00
Exc Award (06/30/2022, 06/30/2023, 06/30/2024)			Active	59	3	4	-1	-1.67%	59	9	1			N	M	1		\$1,200.00
47937 ACCRA PREMIER 12/07/1987																		
Exc Award (06/30/2021, 06/30/2022, 06/30/2024)			Active	31	3	1	2	6.90%	29	12	1			VP	4			
118900 ACCRA SPINTEX ROAD 03/07/2013																		
Exc Award (06/30/2022, 06/30/2024)			Active	73	24	15	9	14.06%	61	2	0			N	0			\$2,490.00
143241 Accra Ubuntu 12/24/2020																		
Exc Award (06/30/2021, 06/30/2022, 06/30/2024)			Active	31	0	0	0	0.00%	31		0			R	1			\$220.00
121837 Accra Ultimate 04/10/2014																		
Exc Award (06/30/2020, 06/30/2021, 06/30/2024)			Active	24	9	0	9	60.00%	20		2			N	8			\$1,430.00
145780 Accra Zenith 05/25/2021																		
148107 Achimota Golf Hills 09/01/2021			Active	18	6	5	1	5.88%	17	3	4			R	6			\$100.00



Club Health Assessment for District 418 through May 2025

			Status	Membership							Reports					Finance	LCIF
Club Number	Club Name	Charter Date		Current Member Count	YTD Members Added	YTD Members Dropped	YTD Net Growth	YTD Net Growth%	Member Count 12 Months Ago	Avg. length of service for dropped members	Months Since Last MMR ***	Yrs. Since Last Officer Report	President Rotation	Vice President Reported ****	Months Since Last Activity Report ***	Account Balance	Donations for current Fiscal Year
			Number of times on status quo within last two years	If below 15 members appears				If net loss is greater than 20% appears			If no report in 3 months appears in	When more than one year appears in	Number of repeat terms		Notes the officers that do not have an active	If no report at 12 months appears in red	
139947	Adenta Mountain View	10/17/2019	Active	22	2	9	-7	-24.14%	26	4	0			N	4		\$4,818.00
	Exc Award (06/30/2020, 06/30/2021, 06/30/2022)																
150277	Akosombo	06/03/2022	Active	16	4	0	4	33.33%	14		0			N	SC	1	\$200.00
62560	CAPE COAST CRYSTAL	12/14/1999	Active	18	1	0	1	5.88%	19		0			N		2	\$200.00
	Exc Award (06/30/2017)																
129106	Ho Sentinel	10/06/2016	Status Quo(1)	15	0	3	-3	-16.67%	18	2	1			N		8	90+ Days \$70.00
140370	Kasoa Kas City	12/10/2019	Active	20	4	8	-4	-16.67%	28	1	1			N	S	4	\$2,070.00
	Exc Award (06/30/2021, 06/30/2023, 06/30/2024)																
143066	Kumasi Freedom	11/18/2020	Active	29	3	4	-1	-3.33%	33	3	1			N		2	\$1,000.00
	Exc Award (06/30/2023)																
108811	KUMASI GARDEN CITY KNUST	06/28/2010	Active	20	4	2	2	11.11%	18	10	3		2	N		7	
146310	Kumasi Providence	06/03/2021	Active	19	3	3	0	0.00%	19	2	0			N		8	\$788.00
	Exc Award (06/30/2022, 06/30/2024)																
57090	KUMASI ROYAL	06/09/1995	Active	34	5	0	5	17.24%	30		0			N		0	\$19,950.00
	Exc Award (06/30/2021, 06/30/2023, 06/30/2024)																
102161	LEGON	05/16/2008	Active	40	1	3	-2	-4.76%	53	11	0			N		0	\$1,000.00
	Exc Award (06/30/2020, 06/30/2022, 06/30/2024)																
154344	Takoradi Nkurahye Virtual	05/24/2023	Active	28	4	1	3	12.00%	23	0	0			R		2	\$80.00
133571	Takoradi Oil City	02/09/2018	Active	41	12	5	7	20.59%	33	5	0			N		1	\$240.00
	Exc Award (06/30/2022, 06/30/2024)																
58599	TEMA	07/15/1996	Active	44	2	11	-9	-16.98%	52	8	4			N		1	\$429.37
	Exc Award (06/30/2020, 06/30/2021, 06/30/2022)																
143195	Tema Community 25	11/17/2020	Active	32	3	6	-3	-8.57%	35	3	0			R		2	\$1,110.00
	Exc Award (06/30/2022, 06/30/2023, 06/30/2024)																
143135	Tema Gentlewomen	10/19/2020	Active	15	2	0	2	15.38%	13		0			N		1	\$160.00
	Exc Award (06/30/2021, 06/30/2023, 06/30/2024)																
133537	Tema Greenwich	01/19/2018	Active	63	3	0	3	5.00%	60		0			R		0	\$1,110.00
	Exc Award (06/30/2021, 06/30/2022, 06/30/2024)																



Club Health Assessment for District 418 through May 2025

INTERNATIONAL

Club Number	Club Name	Charter Date	Status	Membership							Reports				Finance		LCIF
				Current Member Count	YTD Members Added	YTD Members Dropped	YTD Net Growth	YTD Net Growth%	Member Count 12 Months Ago	Avg. length of service for dropped members	Months Since Last MMR ***	Yrs. Since Last Officer Report	President Rotation	Vice President Reported ****	Months Since Last Activity Report ***	Account Balance	Donations for current Fiscal Year
			Number of times on status quo within last two years	If below 15 members appears				If net loss is greater than 20% appears			If no report in 3 months appears in	When more than one year appears in	Number of repeat terms	Notes the officers that do not have an active	If no report at 12 months appears in red		
141738	Tema Harbour City	06/18/2020	Active	16	0	0	0	0.00%	16		12			N SC	8		\$245.00
151871	Tema Industrial	07/25/2022	Active	37	8	5	3	8.82%	34	1	0			N	1		\$2,345.00
	Exc Award (06/30/2024)																
148096	Tema Oak	08/31/2021	Active	19	3	4	-1	-5.00%	20	2	0			N	6		\$4,450.00
	Exc Award (06/30/2023)																
124766	Tema Supreme	04/30/2015	Active	49	6	15	-9	-15.52%	59	2	0			N	1		\$1,800.00
	Exc Award (06/30/2020, 06/30/2021, 06/30/2022)																

Clubs Cancelled Previous Fiscal Year – Clubs Cancelled within last 12 months may be reinstated

Club Number	Club Name	Charter Date	Current Status*	Cancellation Date
150838	Asamankese	06/14/2022	Cancelled(8*)	12/29/2023
142937	Nsawam Eastern Hills	12/27/2020	Cancelled(8*)	06/29/2024

Current Total Clubs Count	YTD New Clubs Count	YTD Cancelled Clubs Count	YTD Net Club Gain	Current Total Members Count	YTD Add	YTD Drop	YTD Net Growth	YTD Net Growth %	Member Count 12 Months Ago	Average Member Count Per Club	% of Clubs with less than 20 members	% No MMR in 3 Months	% No Officer Report in 12 Months	% of Clubs with balance 90+ days	Number of Clubs in Status Quo	% Status Quo Clubs in Financial Suspension	Number of Cancelled Clubs	Average Cancelled Club Age	Members Lost Due to Cancellation	% of Clubs Cancelled for Non-Financial Reasons
54	7	0	7	1,433	327	185	142	11.00%	1,284	27	31%	24%	0%	4%	1	100%	0	0	0	0%

* - P - Priority Club. Cancellation Reasons: 1-Objectives/conduct, 2-Non-active club, 5-Non-existing club, 6-Disbanding, 7-Merger, 8-Financial Suspension, 9-District/Multiple District Dues.

** - Abbreviation: P-President, S-Secretary, T-Treasurer, M-Member Chairperson, VP-First Vice President, MC-Communications Chairperson, SC-Service Chairperson

*** - Abbreviation: N/R - Never reported using the Lions Clubs website, N/A - Not applicable, No password registered for the Lions Clubs website.

**** - Abbreviation: N - New, IP - Immediate Past, R - Repeat.



Club Health Assessment for Ident 5947 - SOMALIA - UND through May 2025

			Membership								Reports					Finance		LCIF		
Club Number	Club Name	Charter Date		Current Member Count	YTD Members Added	YTD Members Dropped	YTD Net Growth	YTD Net Growth%	Member Count 12 Months Ago	Avg. length of service for dropped members	Months Since Last MMR ***	Yrs. Since Last Officer Report	President Rotation	Vice President Reported ****	Months Since Last Activity Report ***	Account Balance	Donations for current Fiscal Year			
			Number of times on status quo within last two years	If below 15 members appears			If net loss is greater than 20% appears				If no report in 3 months appears in	When more than one year appears in	Number of repeat terms	Notes the officers that do not have an active	If no report at 12 months appears in red					
Clubs more than two years old																				
134312	Afgoye	04/09/2018	Active	20	0	0	0	0.00%	20		3			N	SC	24+	90+ Days			
126790	Bossaso	02/17/2016	Active	17	1	0	1	6.25%	16		10		2	N	M,VP,SC	24+				
Exc Award (06/30/2020)																				
141569	Bossaso Women	06/17/2020	Active	17	0	0	0	0.00%	17		18		5	N	M,SC	N/R				
Current Total Clubs Count	YTD New Clubs Count	YTD Cancelled Clubs Count	YTD Net Club Gain	Current Total Members Count	YTD Add	YTD Drop	YTD Net Growth	YTD Net Growth %	Member Count 12 Months Ago	Average Member Count Per Club	% of Clubs with less than 20 members	% No MMR in 3 Months	% No Officer Report in 12 Months	% of Clubs with balance 90+ days	Number of Clubs in Status Quo	% Status Quo Clubs in Financial Suspension	Number of Cancelled Clubs	Average Cancelled Club Age	Members Lost Due to Cancellation	% of Clubs Cancelled for Non-Financial Reasons
3	0	0	0	54	1	0	1	1.89%	53	18	67%	100%	0%	33%	0	0%	0	0	0	0%

* - P - Priority Club. Cancellation Reasons: 1-Objectives/conduct, 2-Non-active club, 5-Non-existing club, 6-Disbanding, 7-Merger, 8-Financial Suspension, 9-District/Multiple District Dues.
** - Abbreviation: P-President, S-Secretary, T-Treasurer, M-Member Chairperson, VP-First Vice President, MC-Communications Chairperson, SC-Service Chairperson
*** - Abbreviation: N/R - Never reported using the Lions Clubs website, N/A - Not applicable, No password registered for the Lions Clubs website.
**** - Abbreviation: N - New, IP - Immediate Past, R - Repeat.